

Institutional ambience feedback for Student for 2018-19

IQAC has conducted a feedback from all stakeholders as part of annual quality assurance activities. An analysis report is also created for every question.

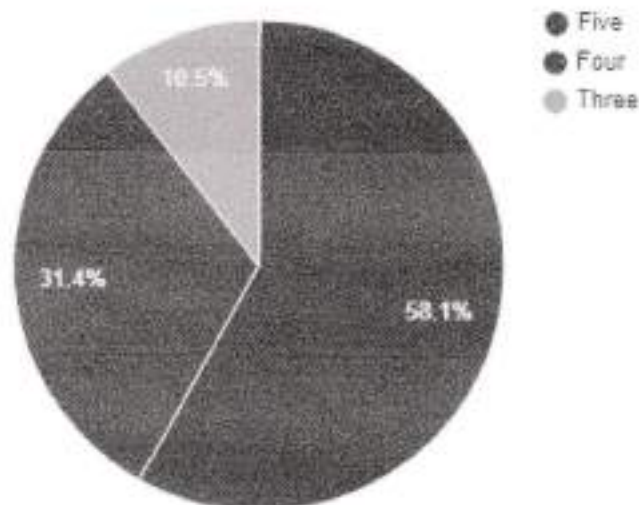
Recommendations are prepared based on the analysis report and forwarded to the management for further action.

The questionwise response analysis is presented below.

Question: Amenities and Assistance provided at the college Sports ground.

Rating	No. of responses
Five	474
Four	256
Three	86

Response analysis

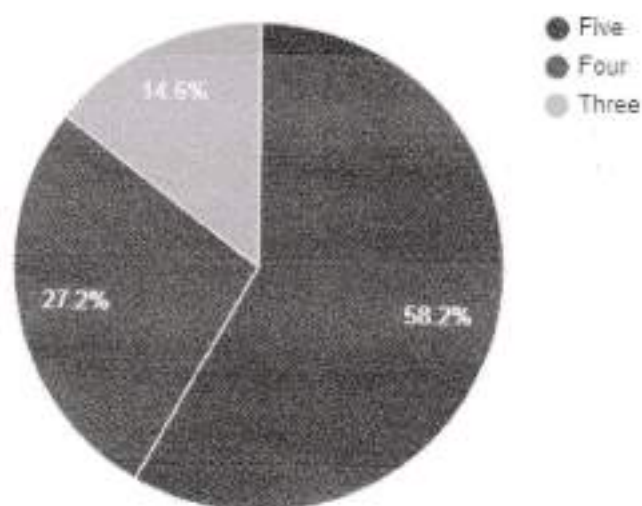



Principal
Prof. S.N.H. College
Farakka, Murshidabad

Question: Ample space and exposure for cultural and co-curricular activities.

Rating	No. of responses
Five	475
Four	222
Three	119

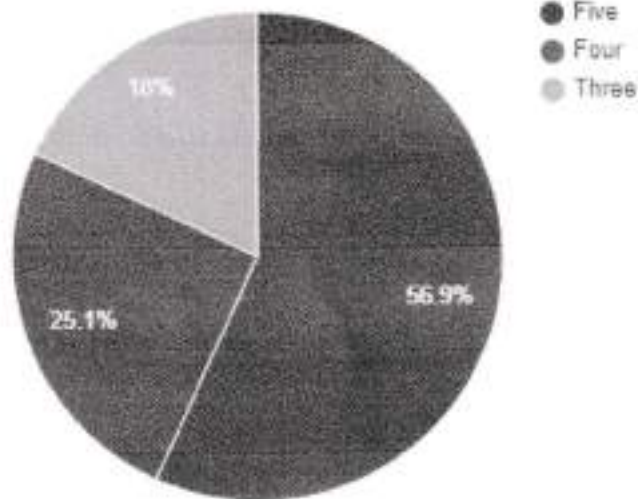
Response analysis



Question: How do you rate the ICT facilities provided by the institute in classrooms and laboratories?

Rating	No. of responses
Five	464
Four	205
Three	147

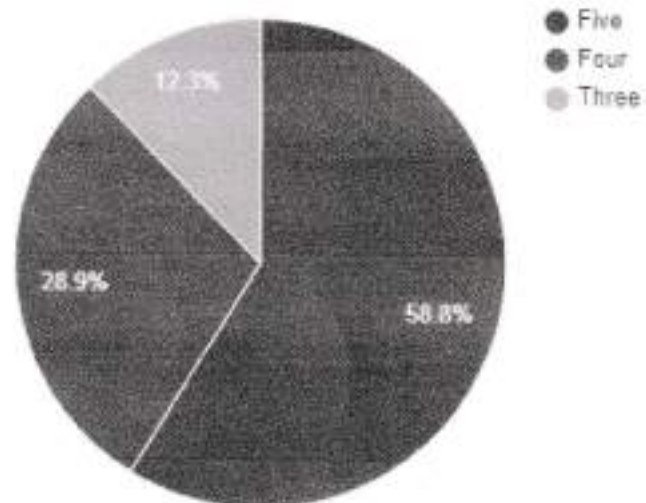
Response analysis



Question: How do you rate the overall ambience of the institute?

Rating	No. of responses
Five	480
Four	236
Three	100

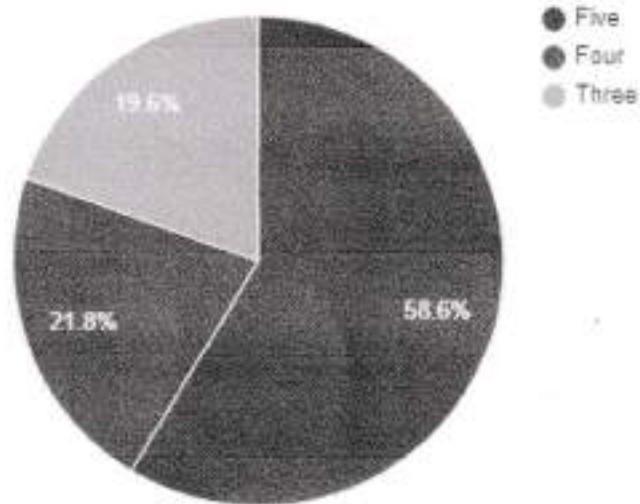
Response analysis



Question: Rate the library internet facility, computerized cataloguing with subscription to open access journals.

Rating	No. of responses
Five	478
Four	178
Three	160

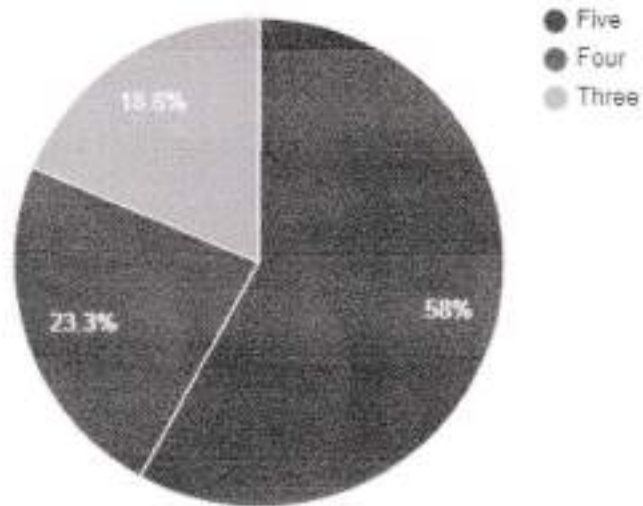
Response analysis



Question: Rate your satisfaction level with the safety of college premises (security personnel, CCTV facility, fire extinguisher etc).

Rating	No. of responses
Five	473
Four	190
Three	153

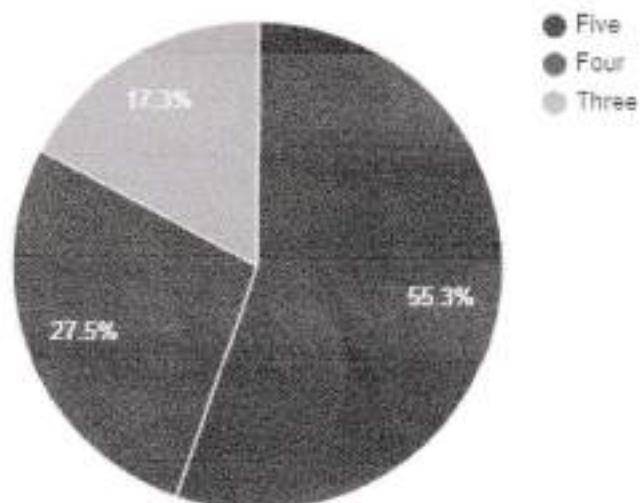
Response analysis



Question: The Campus offers a peaceful learning atmosphere.

Rating	No. of responses
Five	451
Four	224
Three	141

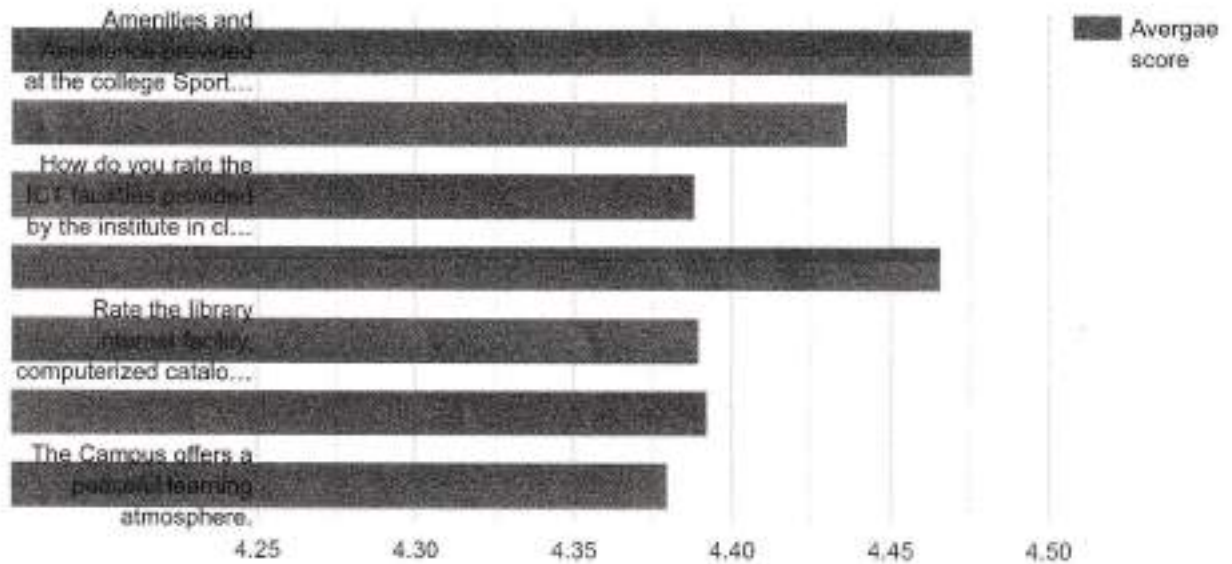
Response analysis



Average score:

Question	Average score
Amenities and Assistance provided at the college Sports ground.	4.48
Ample space and exposure for cultural and co-curricular activities.	4.44
How do you rate the ICT facilities provided by the institute in classrooms and laboratories?	4.39
How do you rate the overall ambience of the institute?	4.47
Rate the library internet facility, computerized cataloguing with subscription to open access journals.	4.39
Rate your satisfaction level with the safety of college premises (security personnel, CCTV facility, fire extinguisher etc).	4.39
The Campus offers a peaceful learning atmosphere.	4.38

Average score analysis



Conclusion

Feedback collection and analysis is a regular exercise conducted by IQAC for every semester. Feedback is analysed and Action Taken report is also prepared for each feedback. The corresponding details are also noted in the annual report.

IQAC Coordinator
Cordinator
IQAC
Prof.S.N.H. College
Farakka, Murshidabad

Principal
Prof. S.N.H. College
Farakka, Murshidabad

Institutional ambience feedback for Faculty for 2018-19

IQAC has conducted a feedback from all stakeholders as part of annual quality assurance activities. An analysis report is also created for every question.

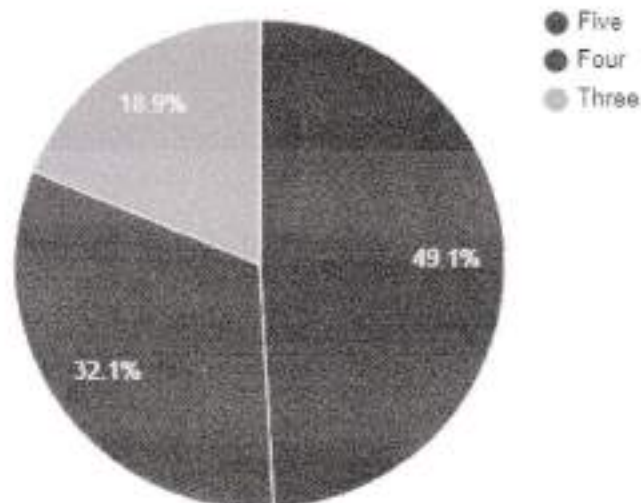
Recommendations are prepared based on the analysis report and forwarded to the management for further action.

The questionwise response analysis is presented below.

Question: Amenities and Assistance provided at the college Sports ground.

Rating	No. of responses
Five	26
Four	17
Three	10

Response analysis

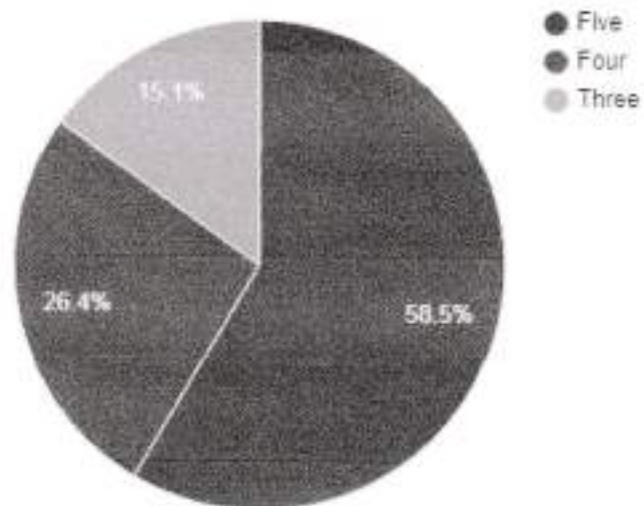



Principal
Prof. S.N.H. College
Farakka, Murshidabad

Question: Ample space and exposure for cultural and co-curricular activities.

Rating	No. of responses
Five	31
Four	14
Three	8

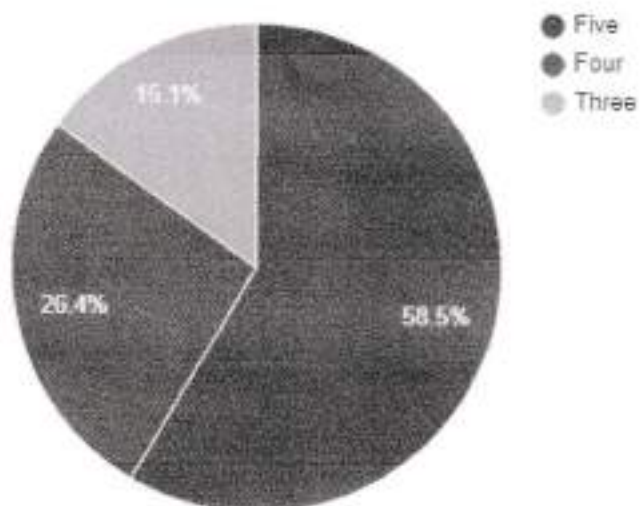
Response analysis



Question: How do you rate the ICT facilities provided by the institute in classrooms and laboratories?

Rating	No. of responses
Five	31
Four	14
Three	8

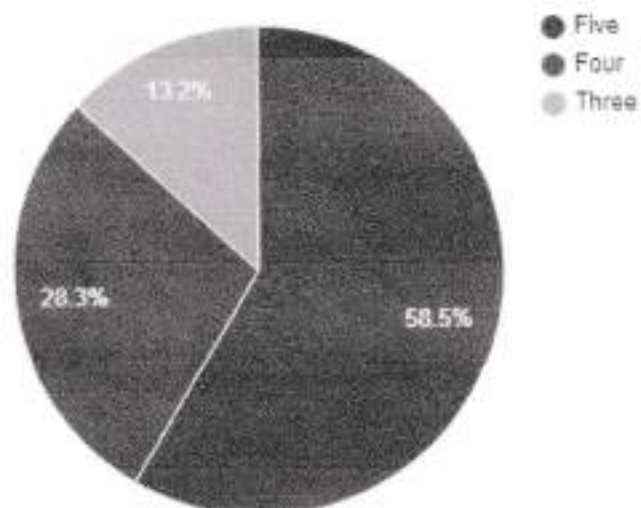
Response analysis



Question: How do you rate the overall ambience of the institute?

Rating	No. of responses
Five	31
Four	15
Three	7

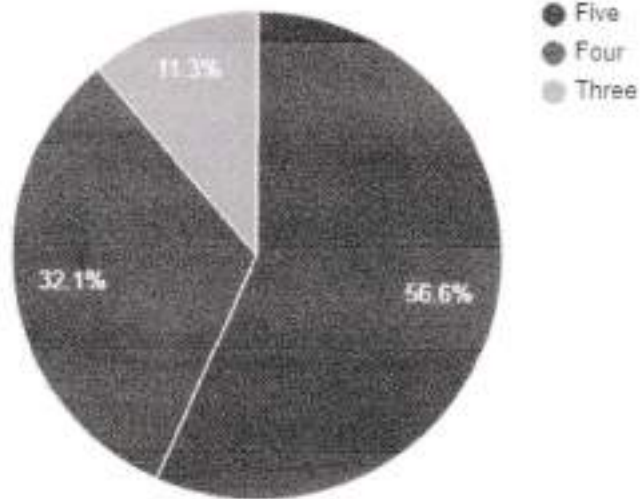
Response analysis



Question: Rate the library internet facility, computerized cataloguing with subscription to open access journals.

Rating	No. of responses
Five	30
Four	17
Three	6

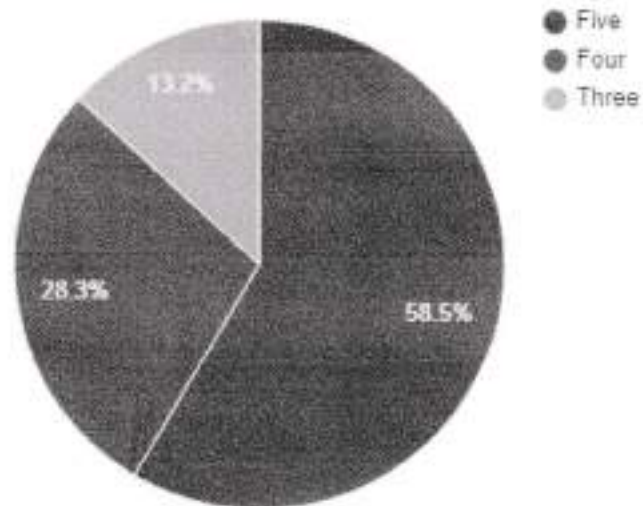
Response analysis



Question: Rate your satisfaction level with the safety of college premises (security personnel, CCTV facility, fire extinguisher etc).

Rating	No. of responses
Five	31
Four	15
Three	7

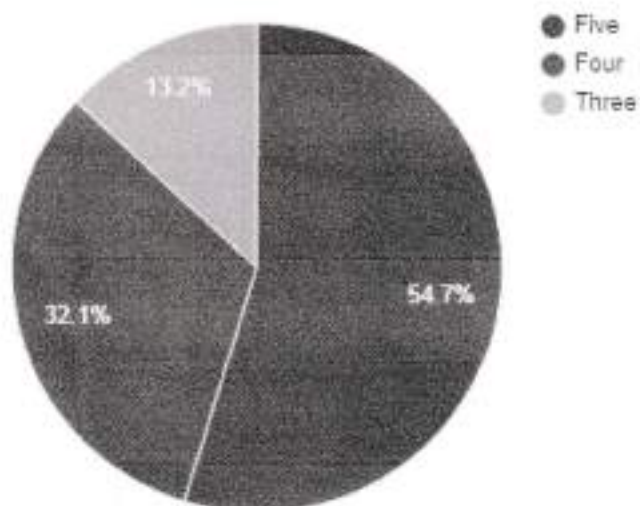
Response analysis



Question: The Campus offers a peaceful learning atmosphere.

Rating	No. of responses
Five	29
Four	17
Three	7


Response analysis



Average score:

Question	Average score
Amenities and Assistance provided at the college Sports ground.	4.30
Ample space and exposure for cultural and co-curricular activities.	4.43
How do you rate the ICT facilities provided by the institute in classrooms and laboratories?	4.43
How do you rate the overall ambience of the institute?	4.45
Rate the library internet facility, computerized cataloguing with subscription to open access journals.	4.45
Rate your satisfaction level with the safety of college premises (security personnel, CCTV facility, fire extinguisher etc).	4.45
The Campus offers a peaceful learning atmosphere.	4.42

Average score analysis



Conclusion

Feedback collection and analysis is a regular exercise conducted by IQAC for every semester. Feedback is analysed and Action Taken report is also prepared for each feedback. The corresponding details are also noted in the annual report.

IQAC Coordinator
Cordinator
IQAC
Prof.S.N.H. Collene
Farakka, Murshidab...

Principal
Prof. S.N.H. College
Farakka, Murshidab...

Institutional ambience feedback for Alumni for 2018-19

IQAC has conducted a feedback from all stakeholders as part of annual quality assurance activities. An analysis report is also created for every question.

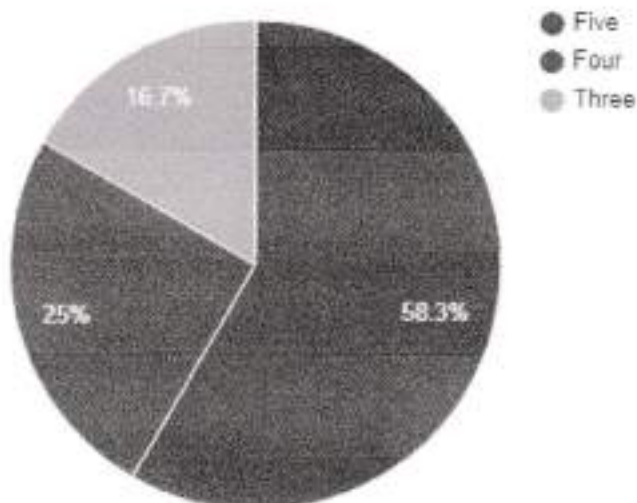
Recommendations are prepared based on the analysis report and forwarded to the management for further action.

The questionwise response analysis is presented below.

Question: Amenities and Assistance provided at the college Sports ground.

Rating	No. of responses
Five	21
Four	9
Three	6

Response analysis

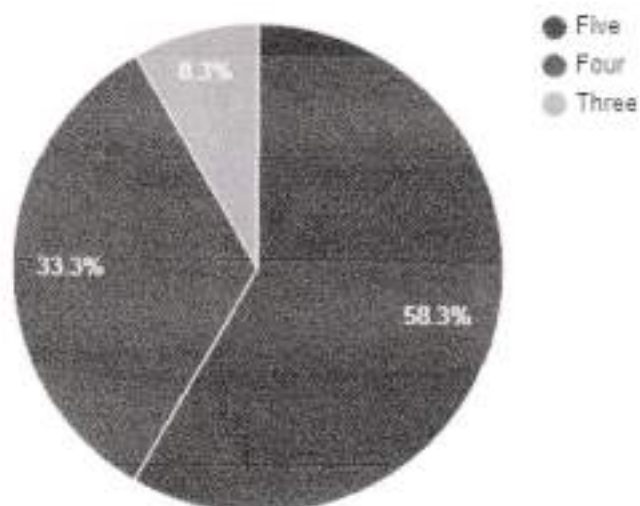



-- Principal
Prof. S.N.H. College
Farakka, Murshidabad

Question: Ample space and exposure for cultural and co-curricular activities.

Rating	No. of responses
Five	21
Four	12
Three	3

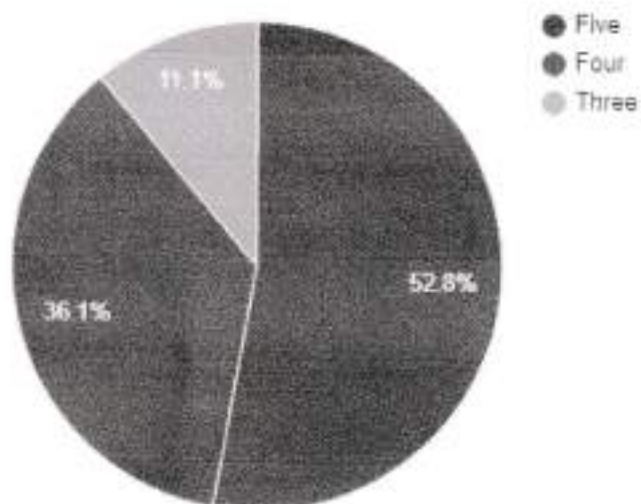
Response analysis



Question: How do you rate the ICT facilities provided by the institute in classrooms and laboratories?

Rating	No. of responses
Five	19
Four	13
Three	4

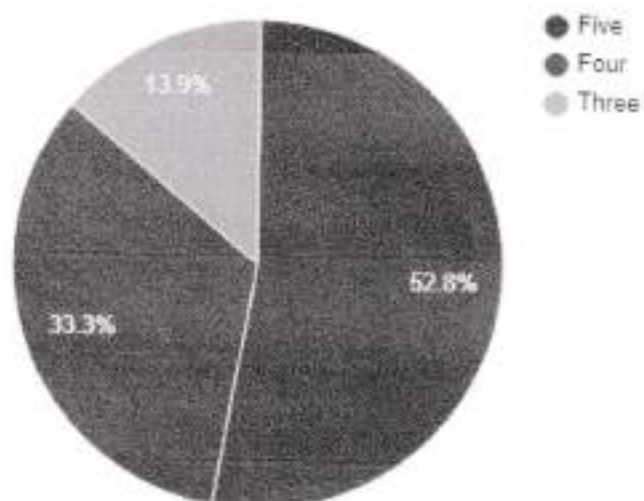
Response analysis



Question: How do you rate the overall ambience of the institute?

Rating	No. of responses
Five	19
Four	12
Three	5

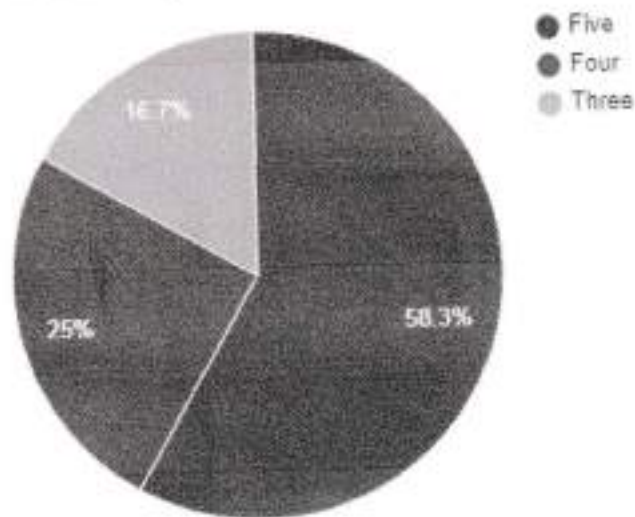
Response analysis



Question: Rate the library internet facility, computerized cataloguing with subscription to open access journals.

Rating	No. of responses
Five	21
Four	9
Three	6

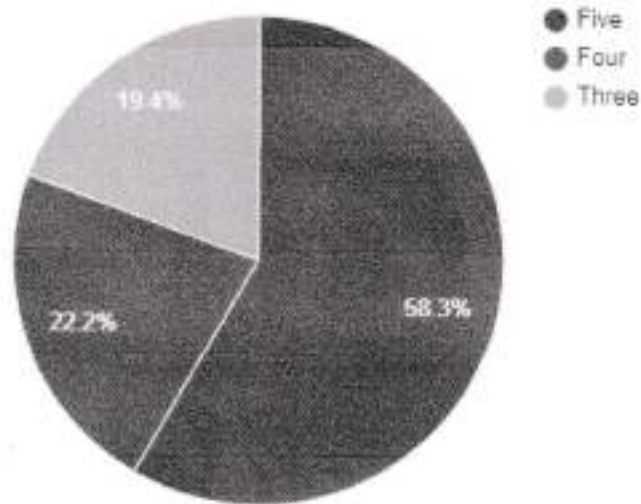
Response analysis



Question: Rate your satisfaction level with the safety of college premises (security personnel, CCTV facility, fire extinguisher etc).

Rating	No. of responses
Five	21
Four	8
Three	7

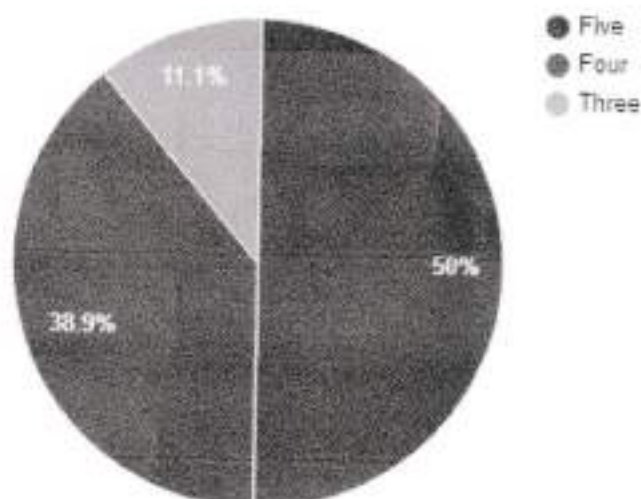
Response analysis



Question: The Campus offers a peaceful learning atmosphere.

Rating	No. of responses
Five	18
Four	14
Three	4

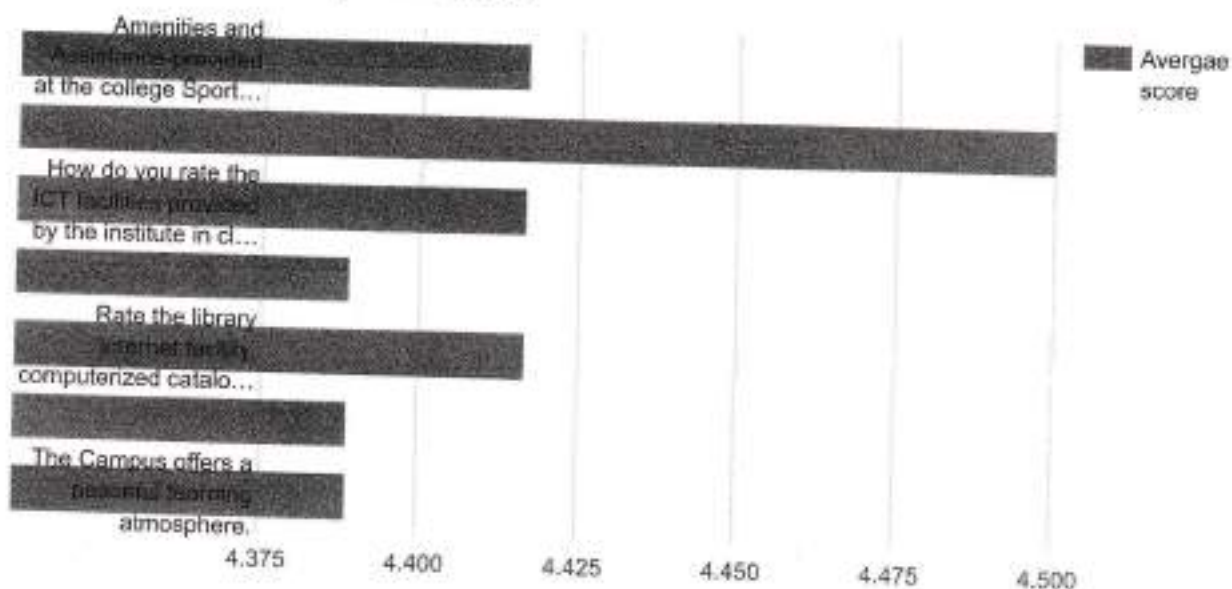
Response analysis



Average score:

Question	Average score
Amenities and Assistance provided at the college Sports ground.	4.42
Ample space and exposure for cultural and co-curricular activities.	4.50
How do you rate the ICT facilities provided by the institute in classrooms and laboratories?	4.42
How do you rate the overall ambience of the institute?	4.39
Rate the library internet facility, computerized cataloguing with subscription to open access journals.	4.42
Rate your satisfaction level with the safety of college premises (security personnel, CCTV facility, fire extinguisher etc).	4.39
The Campus offers a peaceful learning atmosphere.	4.39

Average score analysis



Conclusion

Feedback collection and analysis is a regular exercise conducted by IQAC for every semester. Feedback is analysed and Action Taken report is also prepared for each feedback. The corresponding details are also noted in the annual report.

IQAC Coordinator
Cordinator
IQAC
Prof.S.N.H. College
Farakka, Murshidabad

Principal
Prof. S.N.H. College
Farakka, Murshidabad

Institutional ambience feedback for Employer for 2018-19

IQAC has conducted a feedback from all stakeholders as part of annual quality assurance activities. An analysis report is also created for every question.

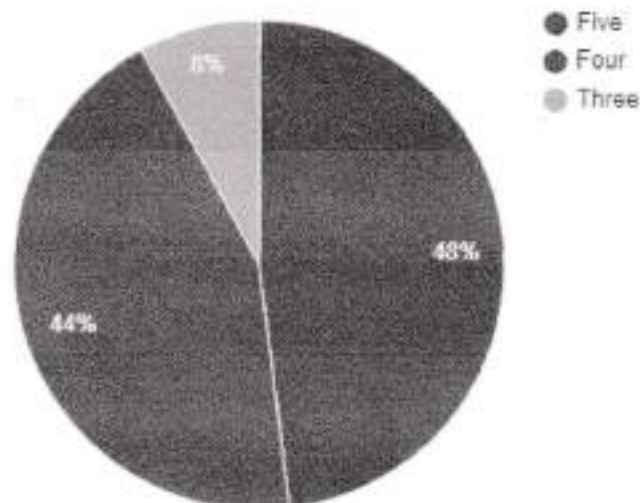
Recommendations are prepared based on the analysis report and forwarded to the management for further action.

The questionwise response analysis is presented below.

Question: Amenities and Assistance provided at the college Sports ground.

Rating	No. of responses
Five	12
Four	11
Three	2

Response analysis

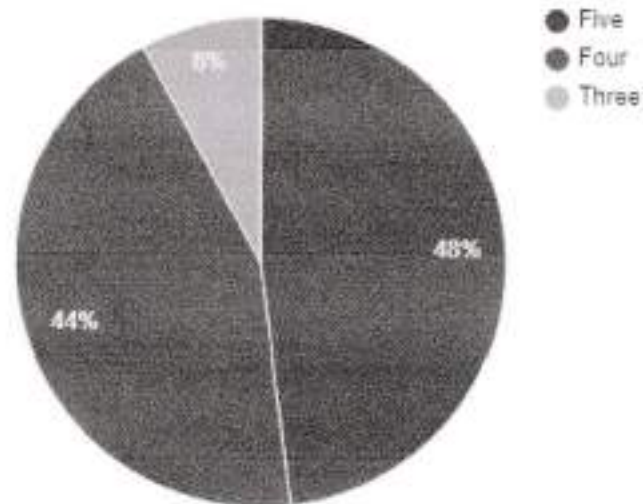



Principal
Prof. S.N.H. College
Farakka, Murshidabad

Question: Ample space and exposure for cultural and co-curricular activities.

Rating	No. of responses
Five	12
Four	11
Three	2

Response analysis

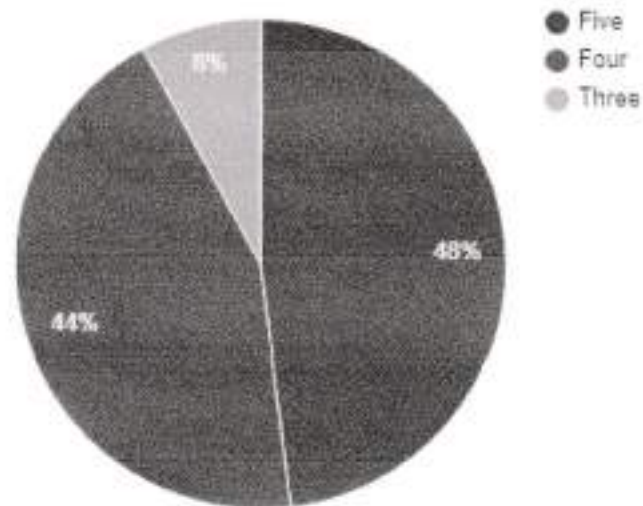


Question: How do you rate the ICT facilities provided by the institute in classrooms and laboratories?

Rating	No. of responses
Five	15
Four	7
Three	3

Rating	No. of responses
Five	12
Four	11
Three	2

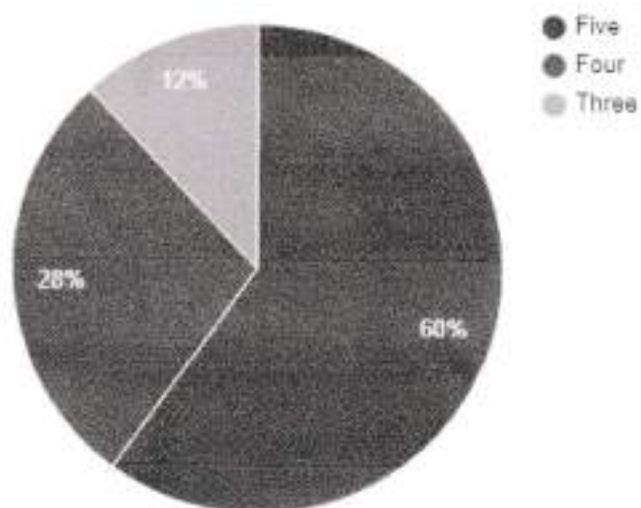
Response analysis



Question: How do you rate the ICT facilities provided by the institute in classrooms and laboratories?

Rating	No. of responses
Five	15
Four	7
Three	3

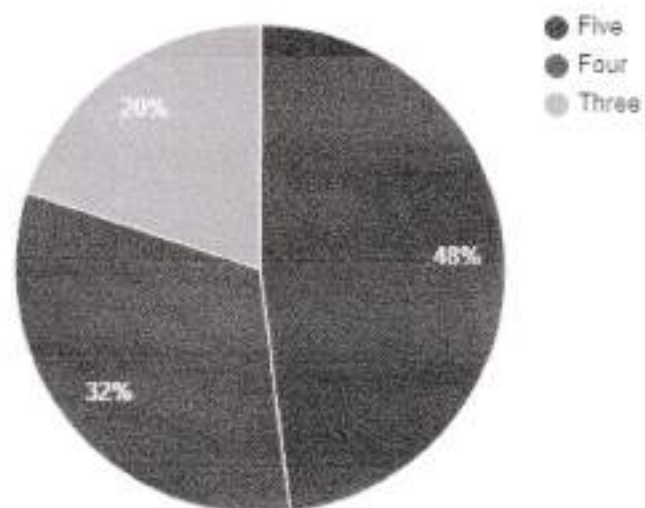
Response analysis



Question: How do you rate the overall ambience of the institute?

Rating	No. of responses
Five	12
Four	8
Three	5

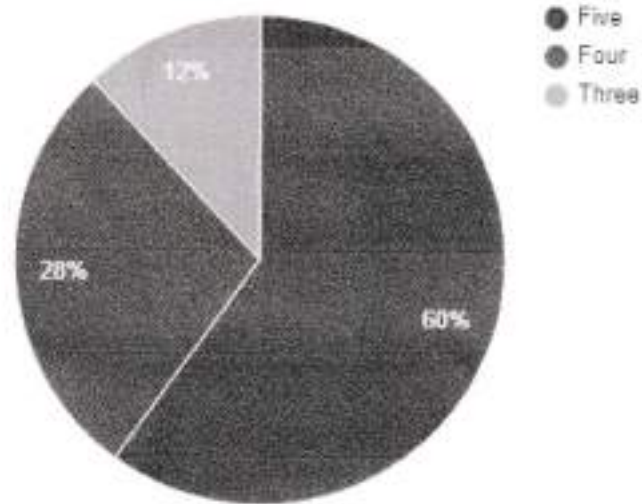
Response analysis



Question: Rate the library internet facility, computerized cataloguing with subscription to open access journals.

Rating	No. of responses
Five	15
Four	8
Three	2

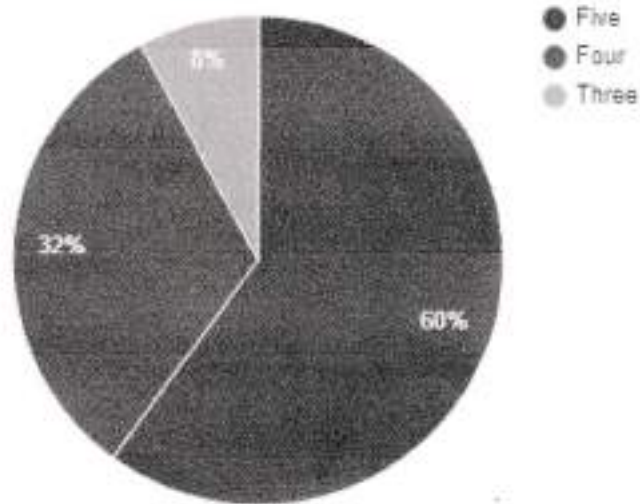
Response analysis



Question: How do you rate the overall ambience of the institute?

Rating	No. of responses
Five	12
Four	8
Three	5

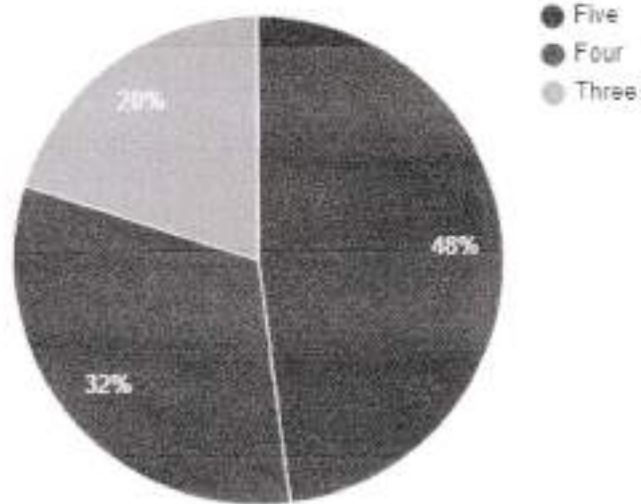
Response analysis



Question: Rate your satisfaction level with the safety of college premises (security personnel, CCTV facility, fire extinguisher etc).

Rating	No. of responses
Five	12
Four	8
Three	5

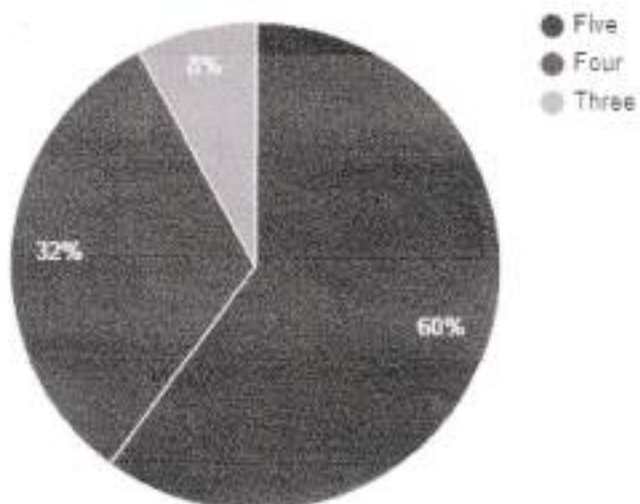
Response analysis



Question: The Campus offers a peaceful learning atmosphere.

Rating	No. of responses
Five	15
Four	8
Three	2


Response analysis



Average score:

Question	Average score
Amenities and Assistance provided at the college Sports ground.	4.40
Ample space and exposure for cultural and co-curricular activities.	4.40
How do you rate the ICT facilities provided by the institute in classrooms and laboratories?	4.48
How do you rate the overall ambience of the institute?	4.28
Rate the library internet facility, computerized cataloguing with subscription to open access journals.	4.52
Rate your satisfaction level with the safety of college premises (security personnel, CCTV facility, fire extinguisher etc).	4.28
The Campus offers a peaceful learning atmosphere.	4.52

Average score analysis



Conclusion

Feedback collection and analysis is a regular exercise conducted by IQAC for every semester. Feedback is analysed and Action Taken report is also prepared for each feedback. The corresponding details are also noted in the annual report.

S. Datta

IQAC Coordinator

**Cordinator
IQAC**

Prof. S.N.H. College
Farakka, Murshidabad

S. Anujia
- Principal
Prof. S.N.H. College
Farakka, Murshidabad

Academic performance feedback for Employer for 2018-19

IQAC has conducted a feedback from all stakeholders as part of annual quality assurance activities. An analysis report is also created for every question.

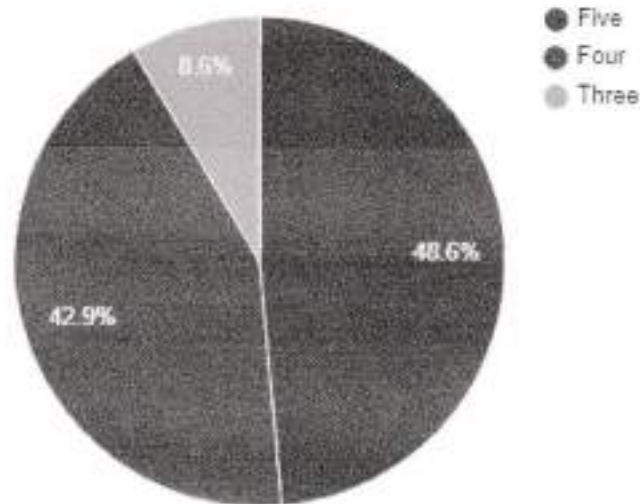
Recommendations are prepared based on the analysis report and forwarded to the management for further action.

The questionwise response analysis is presented below.

Question: How do you rate matching of the curriculum with the current industry needs?

Rating	No. of responses
Five	17
Four	15
Three	3

Response analysis

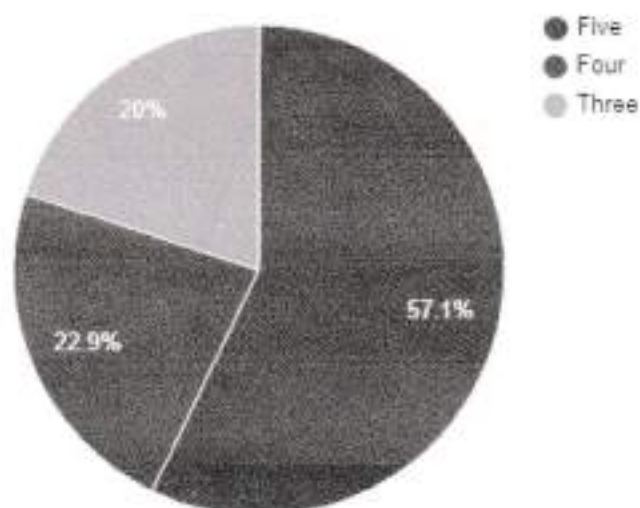



- Principal
Prof. S.N.H. College
Farakka, Murshidabad

Question: How do you rate the appropriateness of the course objectives and the content given in the syllabus?

Rating	No. of responses
Five	20
Four	8
Three	7

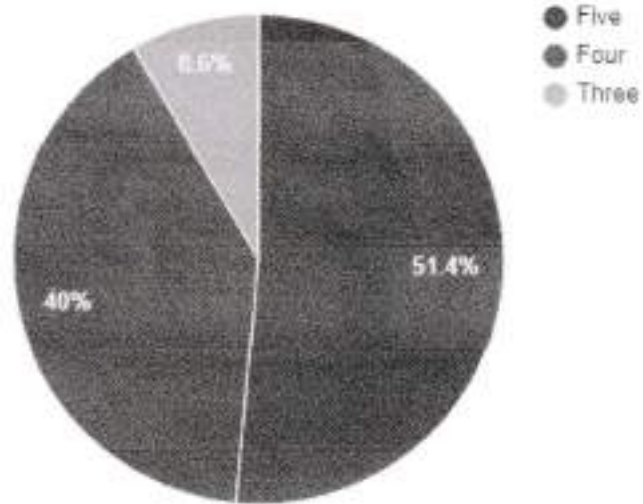
Response analysis



Question: How do you rate the proportion of theory and laboratory courses in the syllabus?

Rating	No. of responses
Five	18
Four	14
Three	3

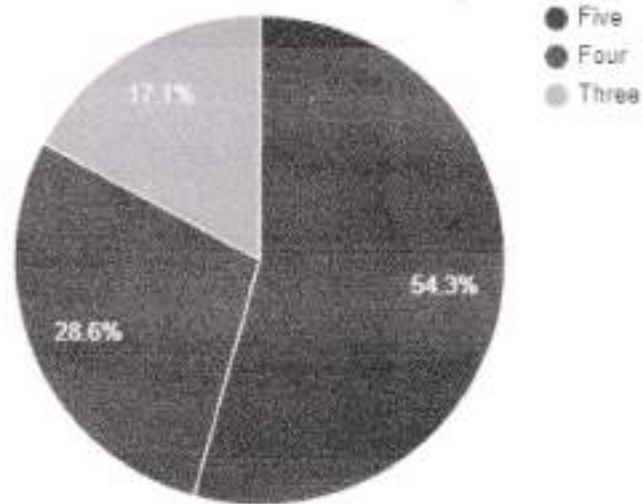
Response analysis



Question: How do you rate the size and load of the syllabus?

Rating	No. of responses
Five	19
Four	10
Three	6

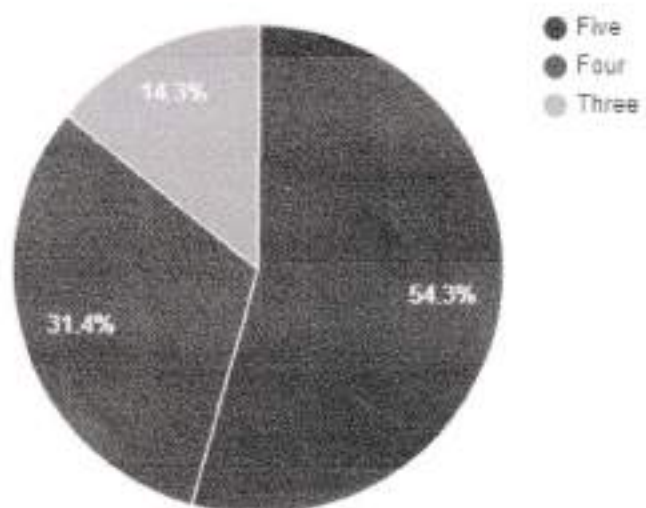
Response analysis



Question: Pattern of assessment and evaluation process in transparent.

Rating	No. of responses
Five	19
Four	11
Three	5

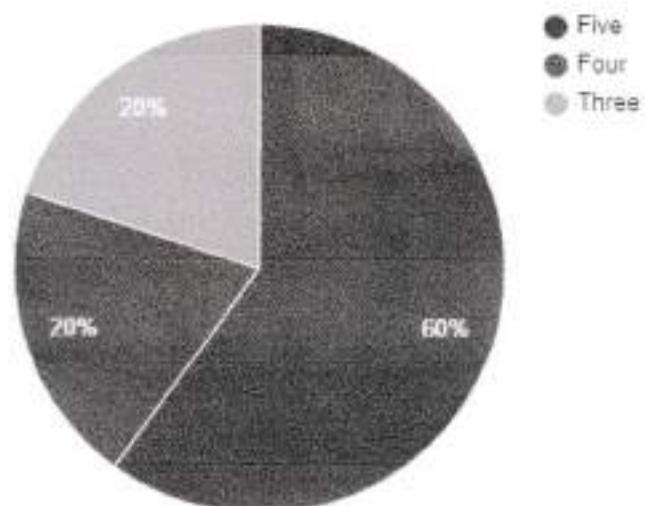
Response analysis



Question: Rate the relevance of the add-on courses.

Rating	No. of responses
Five	21
Four	7
Three	7

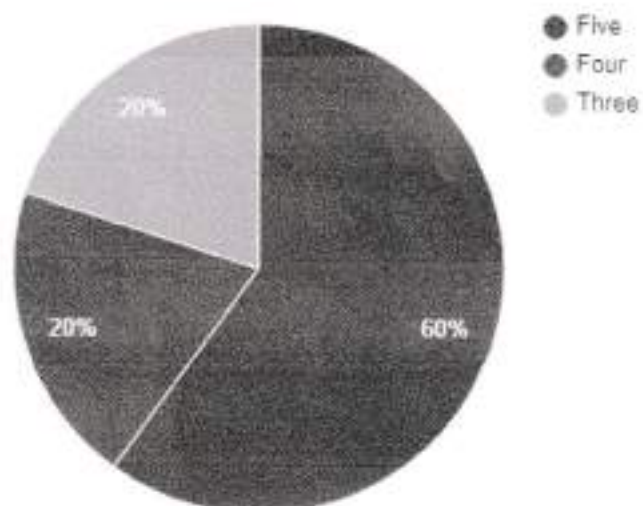
Response analysis



Question: Rate the structure and arrangement of curriculum.

Rating	No. of responses
Five	21
Four	7
Three	7

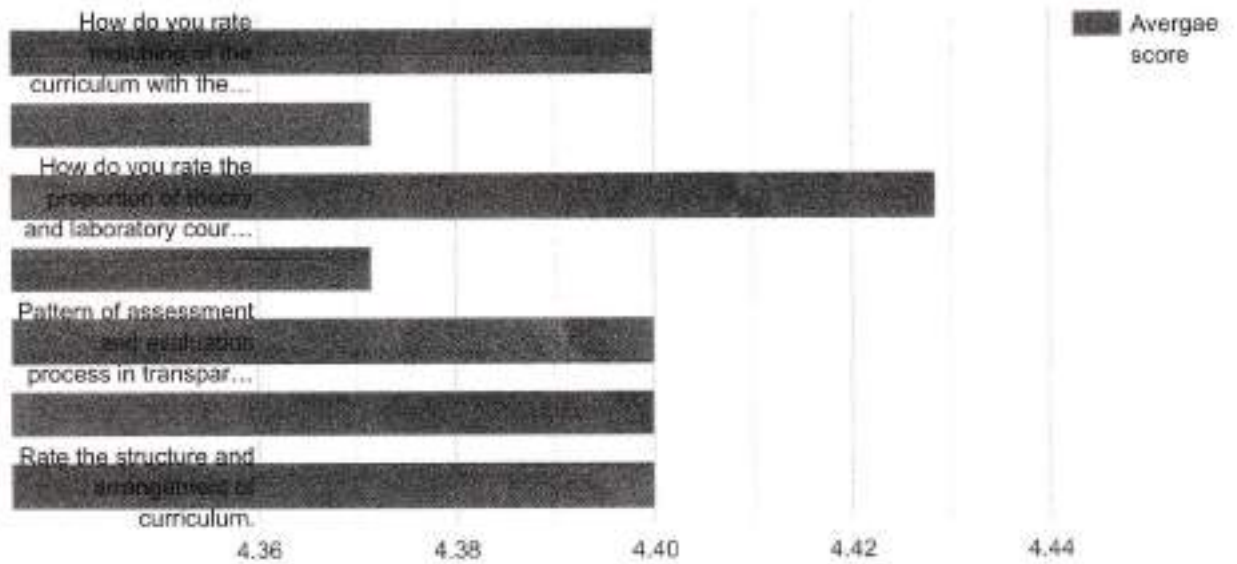
Response analysis



Average score:

Question	Average score
How do you rate matching of the curriculum with the current industry needs?	4.40
How do you rate the appropriateness of the course objectives and the content given in the syllabus?	4.37
How do you rate the proportion of theory and laboratory courses in the syllabus?	4.43
How do you rate the size and load of the syllabus?	4.37
Pattern of assessment and evaluation process is transparent.	4.40
Rate the relevance of the add-on courses.	4.40
Rate the structure and arrangement of curriculum.	4.40

Average score analysis



CONCLUSION

Feedback collection and analysis is a regular exercise conducted by IQAC for every semester. Feedback is analysed and Action Taken report is also prepared for each feedback. The corresponding details are also noted in the annual report.

IQAC Coordinator
Cordinator
IQAC
Prof.S.N.H. College
Farakka, Murshidabad

Principal
Prof. S.N.H. College
Farakka, Murshidabad



Academic performance feedback for Faculty for 2018-19

IQAC has conducted a feedback from all stakeholders as part of annual quality assurance activities. An analysis report is also created for every question.

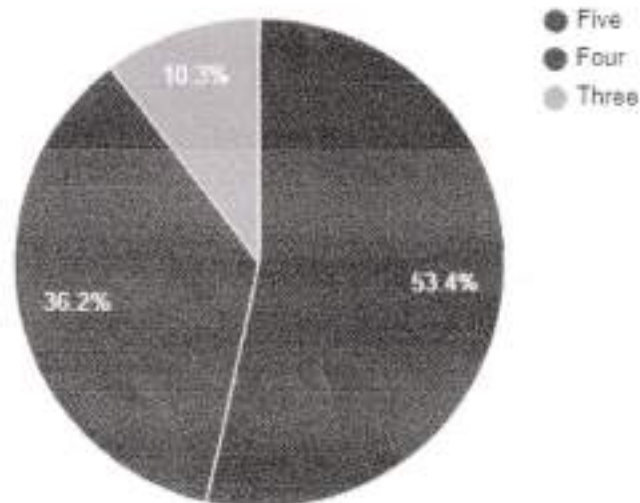
Recommendations are prepared based on the analysis report and forwarded to the management for further action.

The questionwise response analysis is presented below.

Question: How do you rate matching of the curriculum with the current industry needs?

Rating	No. of responses
Five	31
Four	21
Three	6

Response analysis

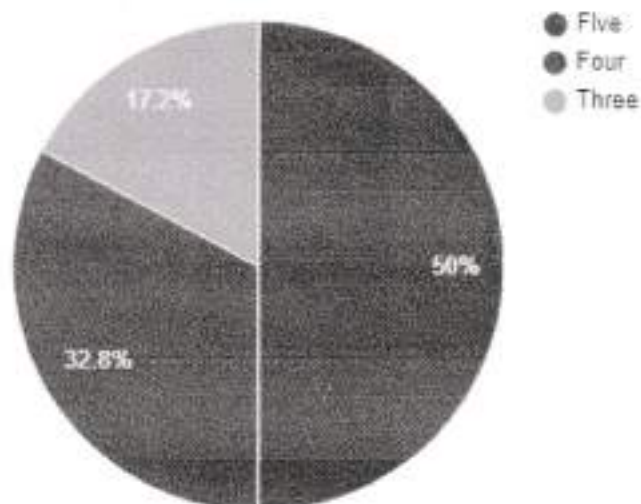



Principal
Prof. S.N.H. College
Farakka, Murshidabad

Question: How do you rate the appropriateness of the course objectives and the content given in the syllabus?

Rating	No. of responses
Five	29
Four	19
Three	10

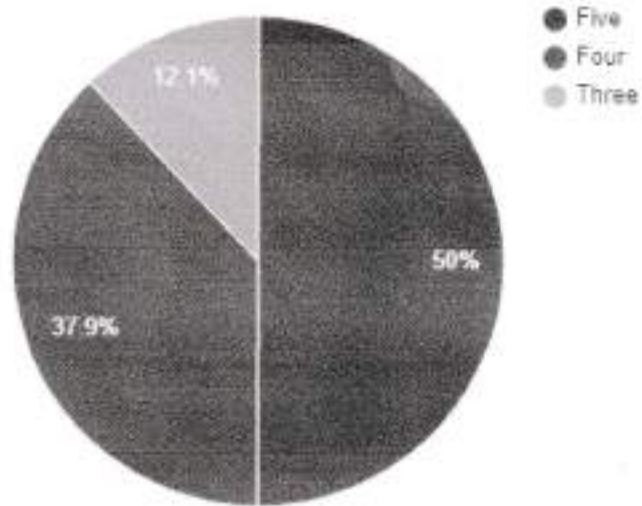
Response analysis



Question: How do you rate the proportion of theory and laboratory courses in the syllabus?

Rating	No. of responses
Five	29
Four	22
Three	7

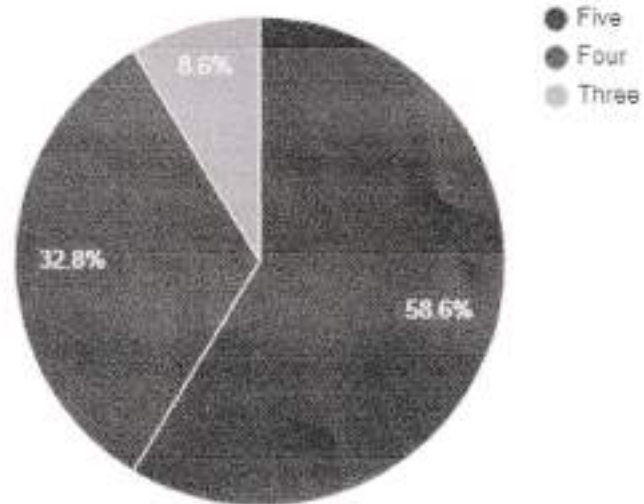
Response analysis



Question: How do you rate the size and load of the syllabus?

Rating	No. of responses
Five	34
Four	19
Three	5

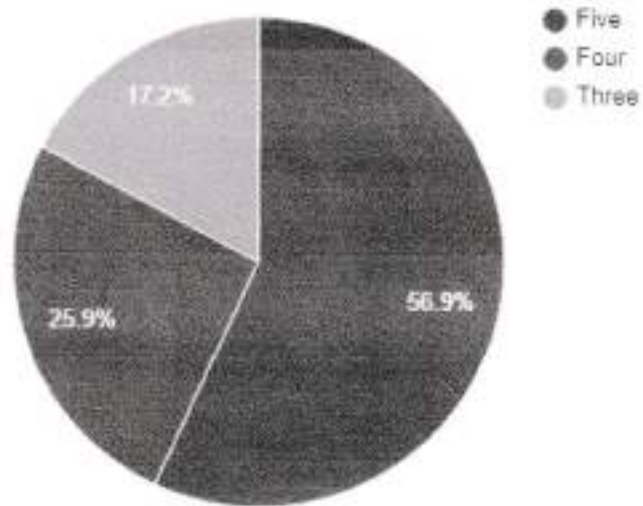
Response analysis



Question: Pattern of assessment and evaluation process in transparent.

Rating	No. of responses
Five	34
Four	18
Three	6

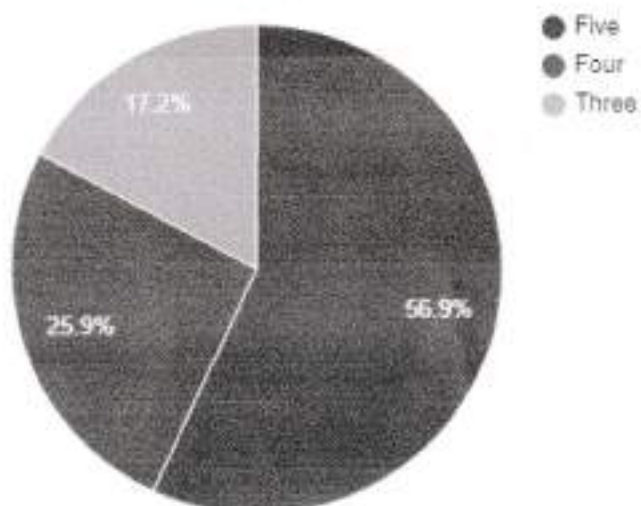
Response analysis



Question: Rate the structure and arrangement of curriculum.

Rating	No. of responses
Five	33
Four	15
Three	10

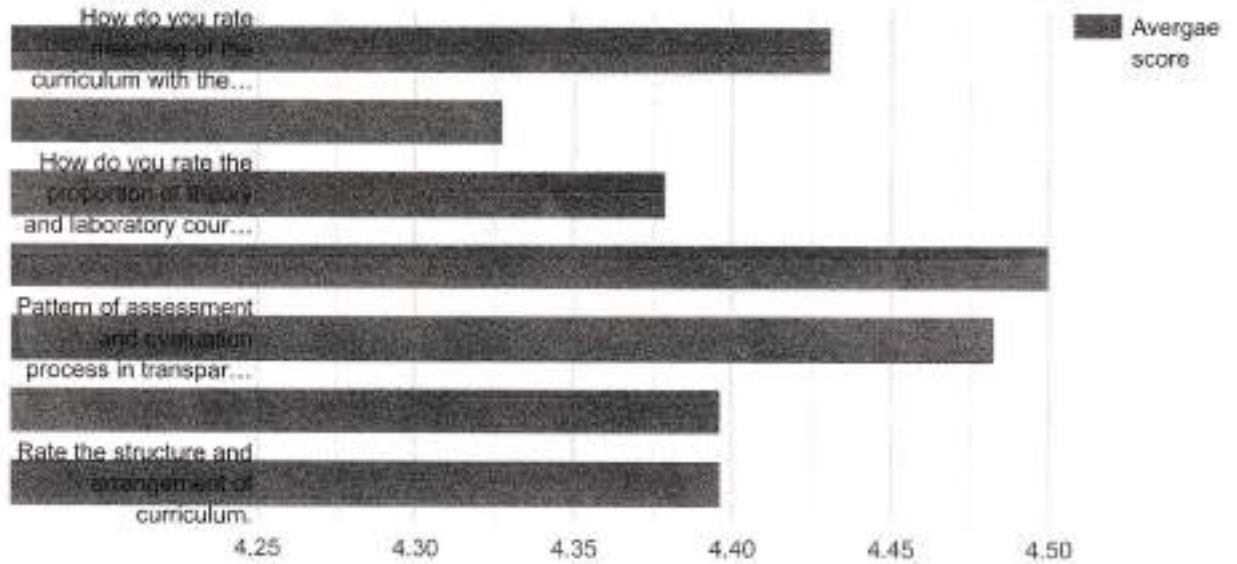
Response analysis



Average score:

Question	Average score
How do you rate matching of the curriculum with the current industry needs?	4.43
How do you rate the appropriateness of the course objectives and the content given in the syllabus?	4.33
How do you rate the proportion of theory and laboratory courses in the syllabus?	4.38
How do you rate the size and load of the syllabus?	4.50
Pattern of assessment and evaluation process in transparent.	4.48
Rate the relevance of the add-on courses.	4.40
Rate the structure and arrangement of curriculum.	4.40

Average score analysis



CONCLUSION

Feedback collection and analysis is a regular exercise conducted by IQAC for every semester. Feedback is analysed and Action Taken report is also prepared for each feedback. The corresponding details are also noted in the annual report.

Shatta

IQAC Coordinator

Cordinator
IQAC
Prof.S.N.H. College
Farakka, Murshidabad

Principal
Principal
Prof.S.N.H. College
Farakka, Murshidabad

Academic performance feedback for Student for 2018-19

IQAC has conducted a feedback from all stakeholders as part of annual quality assurance activities. An analysis report is also created for every question.

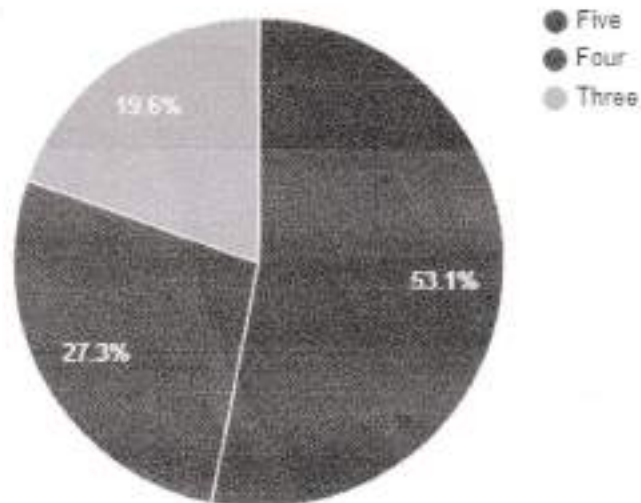
Recommendations are prepared based on the analysis report and forwarded to the management for further action.

The questionwise response analysis is presented below.

Question: How do you rate matching of the curriculum with the current industry needs?

Rating	No. of responses
Five	452
Four	233
Three	167

Response analysis

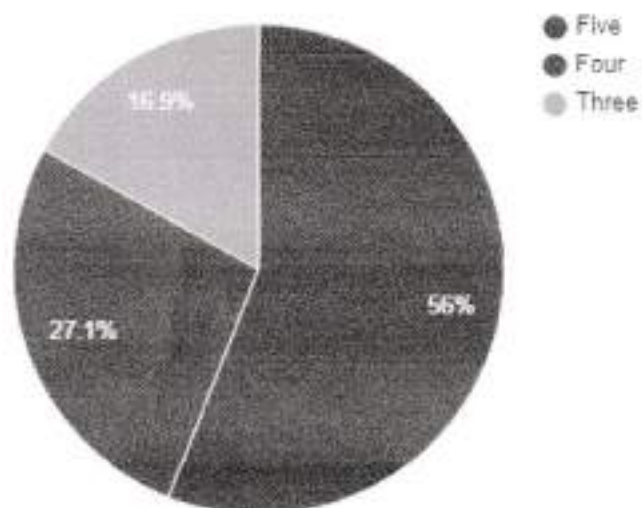


S. N. H.
-- Principal
Prof. S.N.H. College
Farakka, Murshidabad

Question: How do you rate the appropriateness of the course objectives and the content given in the syllabus?

Rating	No. of responses
Five	477
Four	231
Three	144

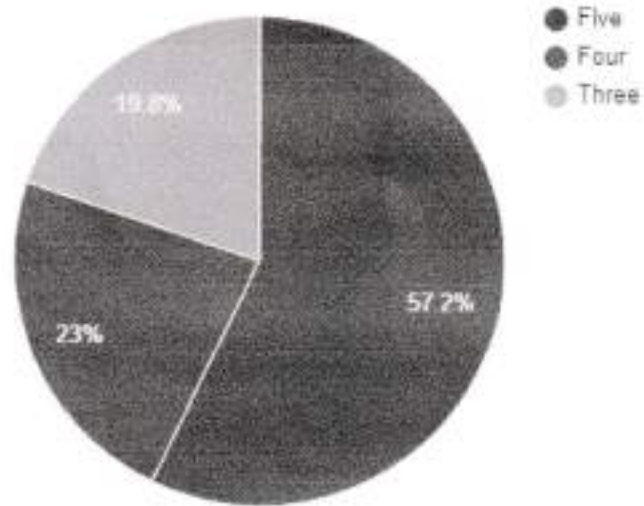
Response analysis



Question: How do you rate the proportion of theory and laboratory courses in the syllabus?

Rating	No. of responses
Five	487
Four	196
Three	169

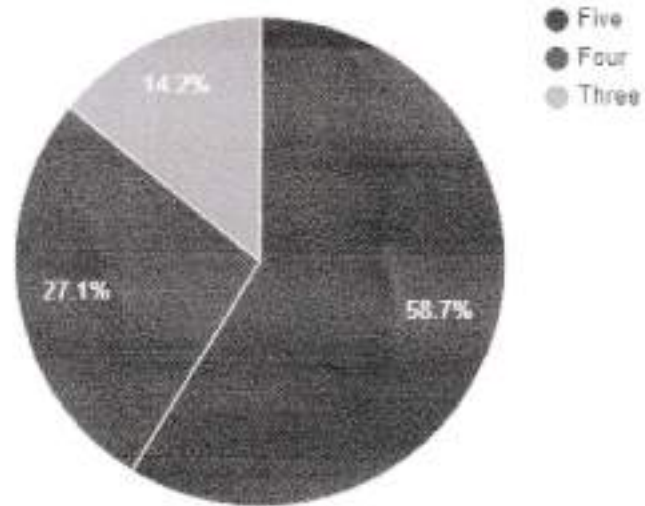
Response analysis



Question: How do you rate the size and load of the syllabus?

Rating	No. of responses
Five	500
Four	231
Three	121

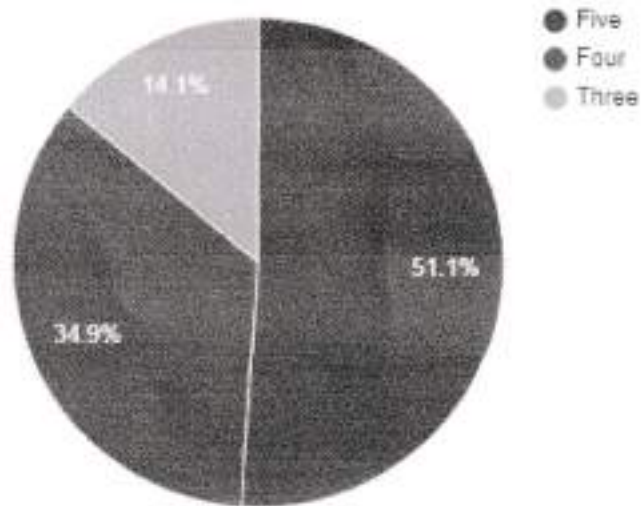
Response analysis



Question: Pattern of assessment and evaluation process in transparent.

Rating	No. of responses
Five	435
Four	297
Three	120

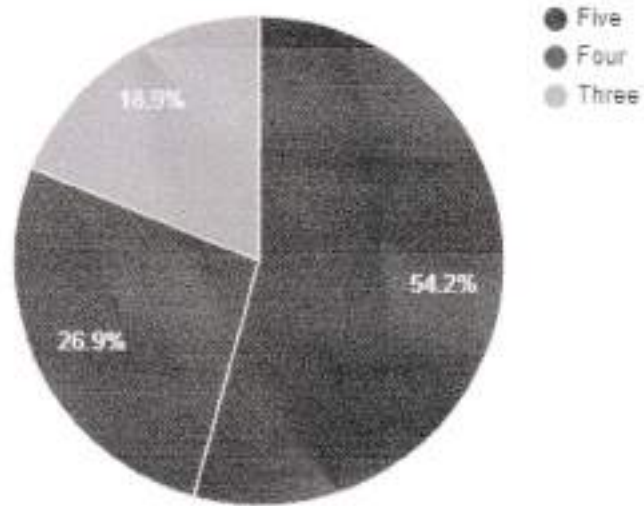
Response analysis



Question: Rate the relevance of the addon courses.

Rating	No. of responses
Five	462
Four	229
Three	161

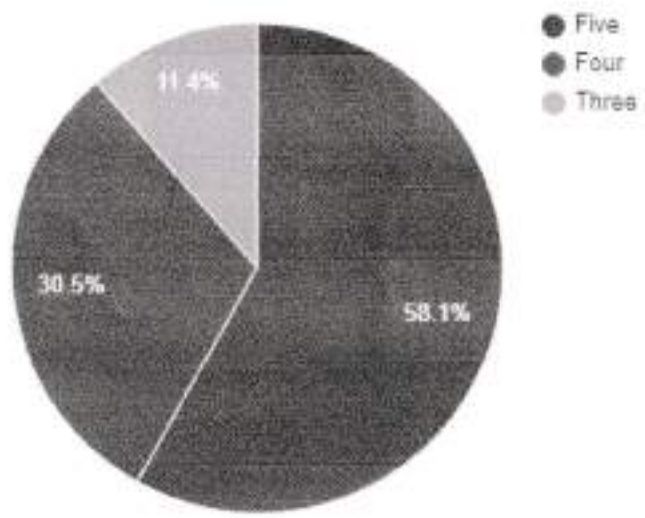
Response analysis



Question: Rate the structure and arrangement of curriculum.

Rating	No. of responses
Five	495
Four	260
Three	97

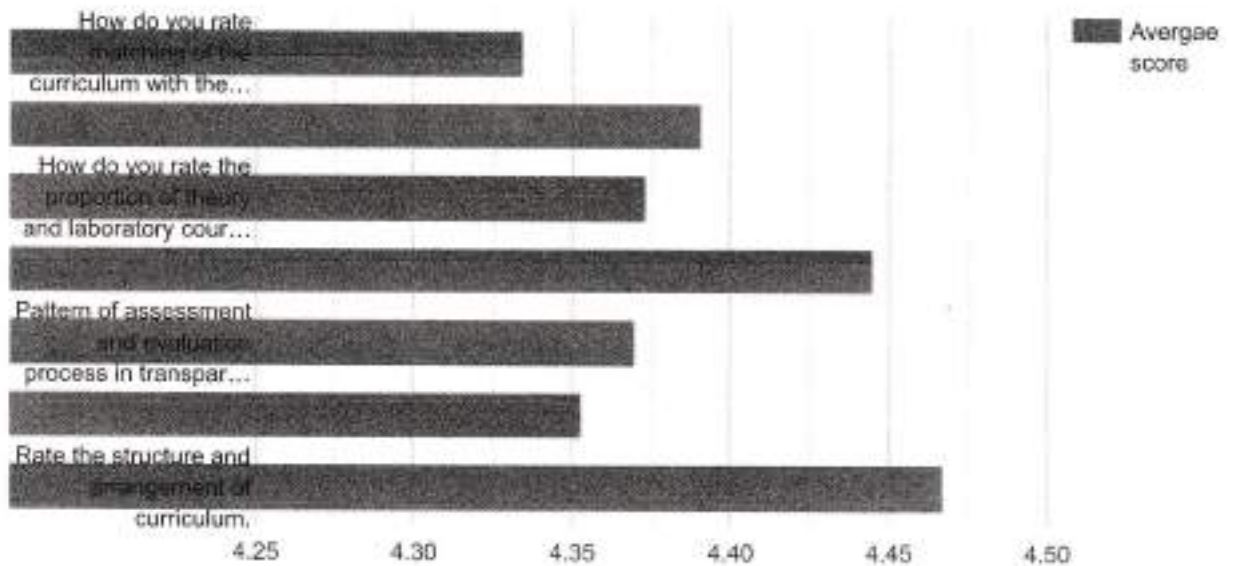
Response analysis



Average score:

Question	Average score
How do you rate matching of the curriculum with the current industry needs?	4.33
How do you rate the appropriateness of the course objectives and the content given in the syllabus?	4.39
How do you rate the proportion of theory and laboratory courses in the syllabus?	4.37
How do you rate the size and load of the syllabus?	4.44
Pattern of assessment and evaluation process in transparent.	4.37
Rate the relevance of the addon courses.	4.35
Rate the structure and arrangement of curriculum.	4.47

Average score analysis



CONCLUSION

Feedback collection and analysis is a regular exercise conducted by IQAC for every semester. Feedback is analysed and Action Taken report is also prepared for each feedback. The corresponding details are also noted in the annual report.

S. Datta

IQAC Coordinator
Cordinator
IQAC
Prof.S.N.H. College
Farakka, Murshidabad

[Signature]
Principal
Prof. S.N.H. College
Farakka, Murshidabad

Academic performance feedback for Alumni for 2018-19

IQAC has conducted a feedback from all stakeholders as part of annual quality assurance activities. An analysis report is also created for every question.

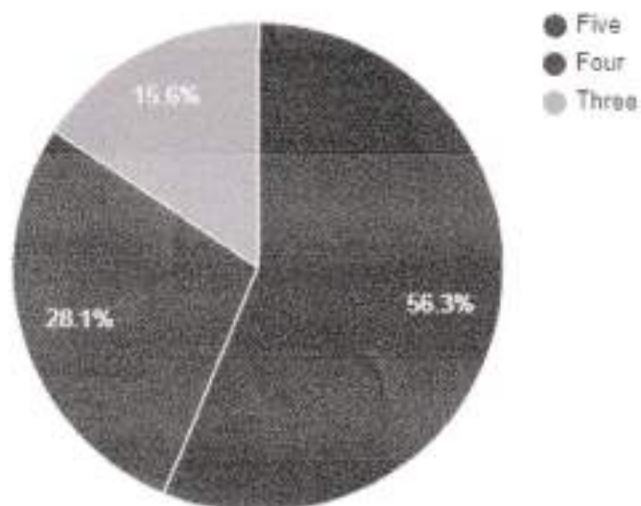
Recommendations are prepared based on the analysis report and forwarded to the management for further action.

The questionwise response analysis is presented below.

Question: How do you rate matching of the curriculum with the current industry needs?

Rating	No. of responses
Five	18
Four	9
Three	5

Response analysis

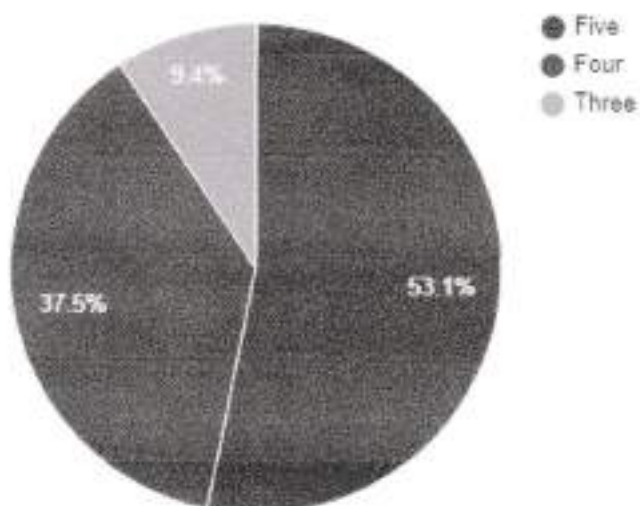



- Principal
Prof. S.N.H. College
Farakka, Murshidabad

Question: How do you rate the appropriateness of the course objectives and the content given in the syllabus?

Rating	No. of responses
Five	17
Four	12
Three	3

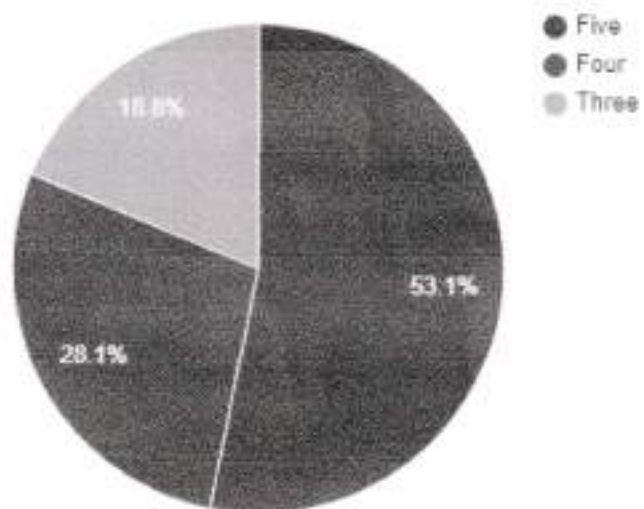
Response analysis



Question: How do you rate the proportion of theory and laboratory courses in the syllabus?

Rating	No. of responses
Five	17
Four	9
Three	6

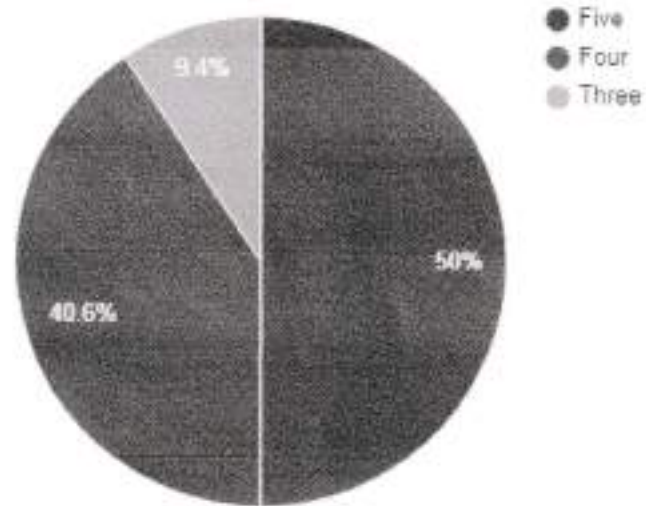
Response analysis



Question: How do you rate the size and load of the syllabus?

Rating	No. of responses
Five	16
Four	13
Three	3

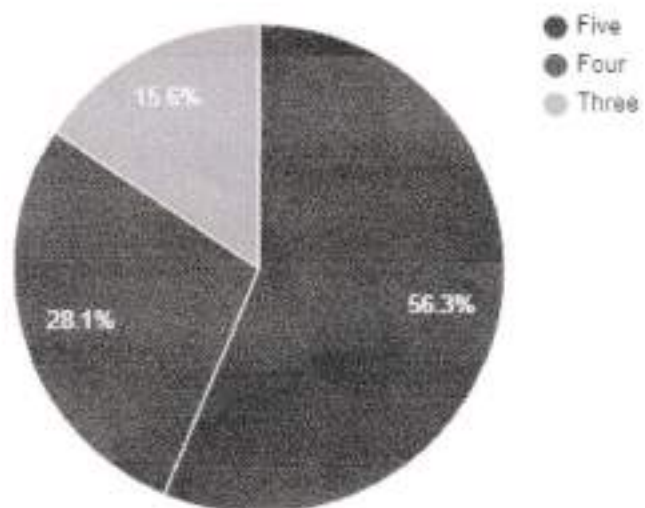
Response analysis



Question: Pattern of assessment and evaluation process in transparent.

Rating	No. of responses
Five	18
Four	9
Three	5

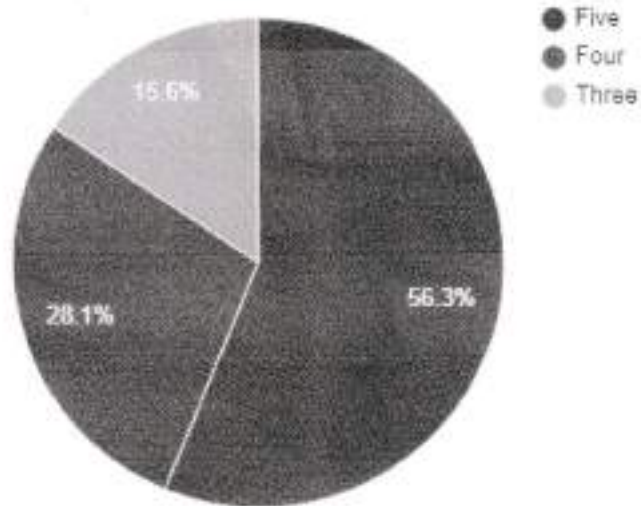
Response analysis



Question: Rate the relevance of the addon courses.

Rating	No. of responses
Five	18
Four	9
Three	5

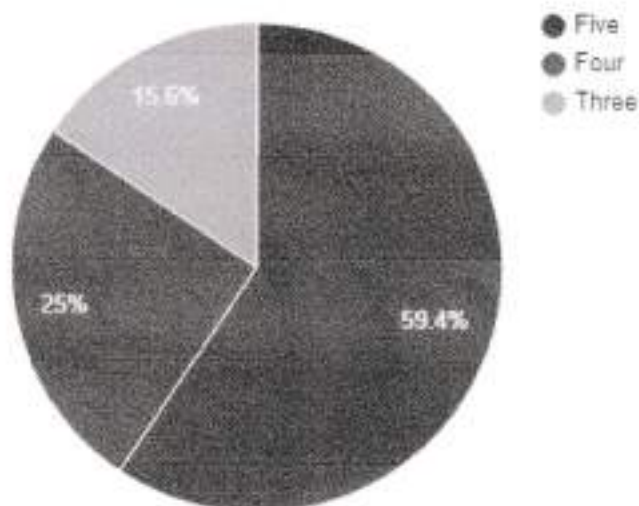
Response analysis



Question: Rate the structure and arrangement of curriculum.

Rating	No. of responses
Five	19
Four	8
Three	5

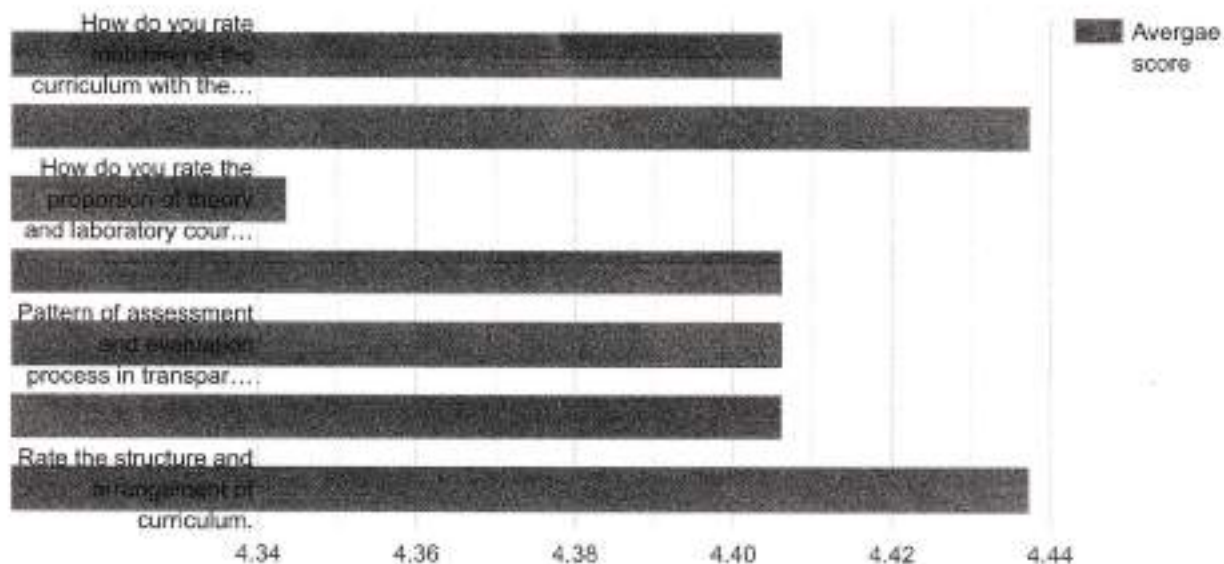
Response analysis



Average score:

Question	Average score
How do you rate matching of the curriculum with the current industry needs?	4.41
How do you rate the appropriateness of the course objectives and the content given in the syllabus?	4.44
How do you rate the proportion of theory and laboratory courses in the syllabus?	4.34
How do you rate the size and load of the syllabus?	4.41
Pattern of assessment and evaluation process is transparent.	4.41
Rate the relevance of the add-on courses.	4.41
Rate the structure and arrangement of curriculum.	4.44

Average score analysis



CONCLUSION

Feedback collection and analysis is a regular exercise conducted by IQAC for every semester. Feedback is analysed and Action Taken report is also prepared for each feedback. The corresponding details are also noted in the annual report.

IQAC Coordinator
Cordinator
IQAC
Prof.S.N.H. College
Farakka, Murshidabad

Principal
Prof. S.N.H. College
Farakka, Murshidabad

Institutional ambience feedback for Alumni for 2019-20

IQAC has conducted a feedback from all stakeholders as part of annual quality assurance activities. An analysis report is also created for every question.

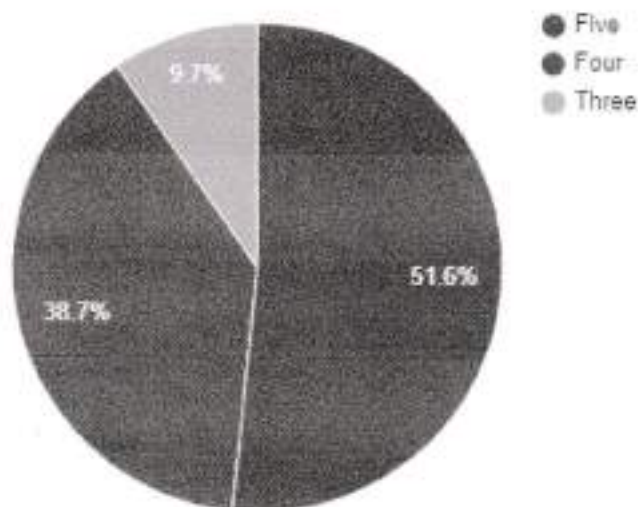
Recommendations are prepared based on the analysis report and forwarded to the management for further action.

The questionwise response analysis is presented below.

Question: Amenities and Assistance provided at the college Sports ground.

Rating	No. of responses
Five	16
Four	12
Three	3

Response analysis

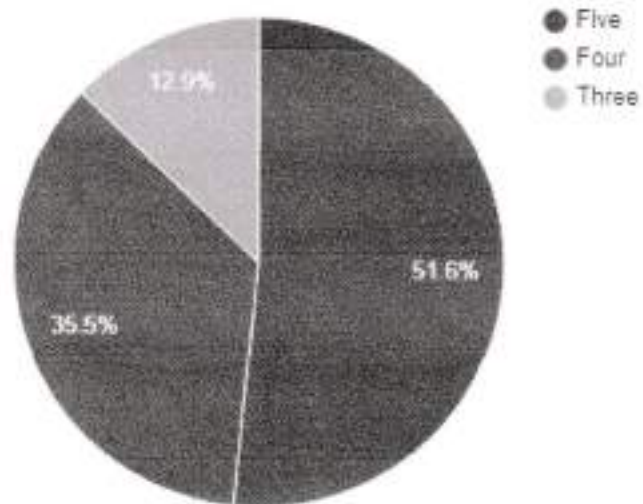



Principal
Prof. S.N.H. College
Farakka, Murshidabad

Question: Ample space and exposure for cultural and co-curricular activities.

Rating	No. of responses
Five	16
Four	11
Three	4

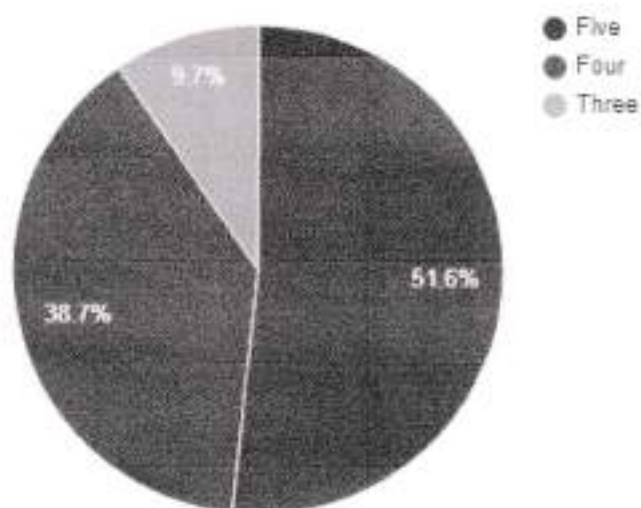
Response analysis



Question: How do you rate the ICT facilities provided by the institute in classrooms and laboratories?

Rating	No. of responses
Five	16
Four	12
Three	3

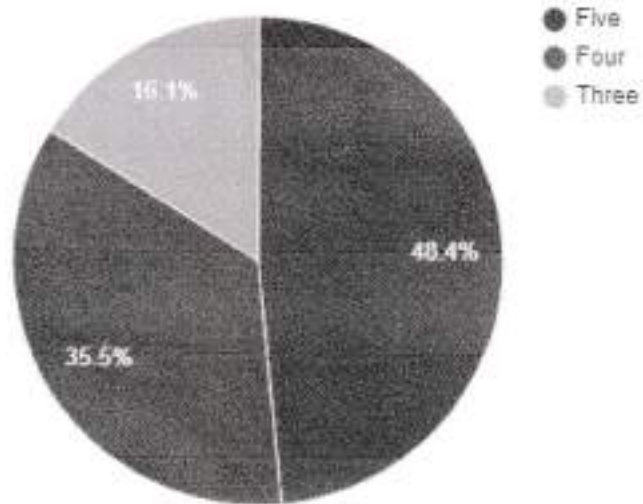
Response analysis



Question: How do you rate the overall ambience of the institute?

Rating	No. of responses
Five	15
Four	11
Three	5

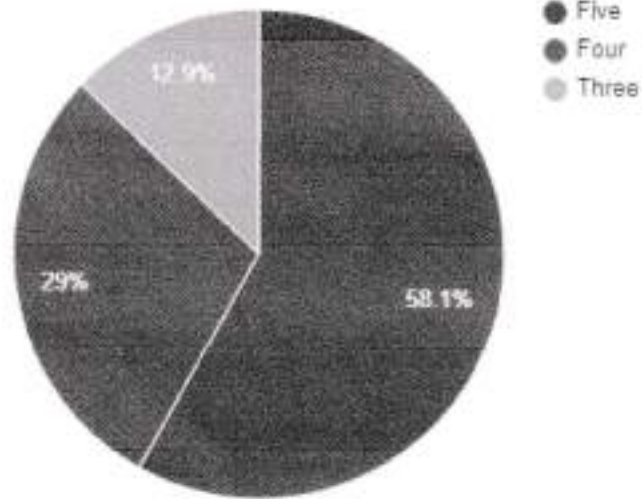
Response analysis



Question: Rate the library internet facility, computerized cataloguing with subscription to open access journals.

Rating	No. of responses
Five	18
Four	9
Three	4

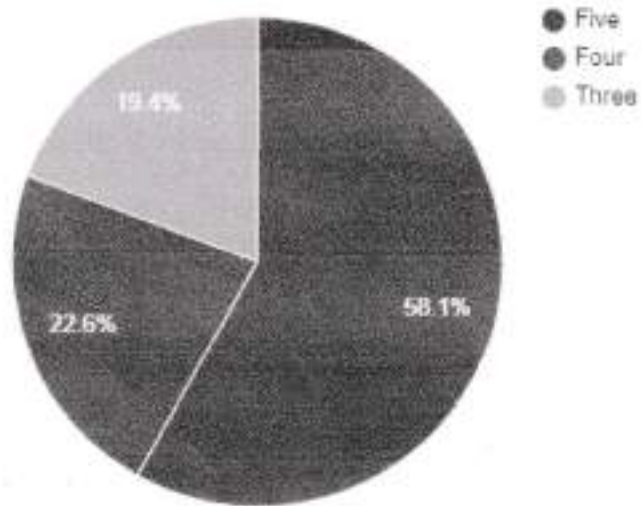
Response analysis



Question: Rate your satisfaction level with the safety of college premises (security personnel, CCTV facility, fire extinguisher etc).

Rating	No. of responses
Five	18
Four	7
Three	6

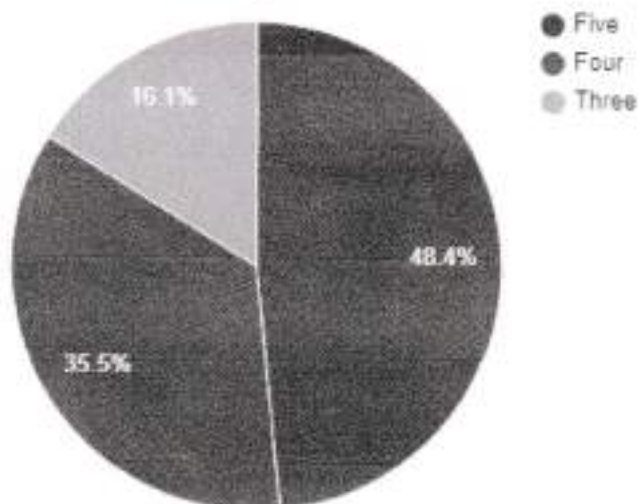
Response analysis



Question: The Campus offers a peaceful learning atmosphere.

Rating	No. of responses
Five	15
Four	11
Three	5

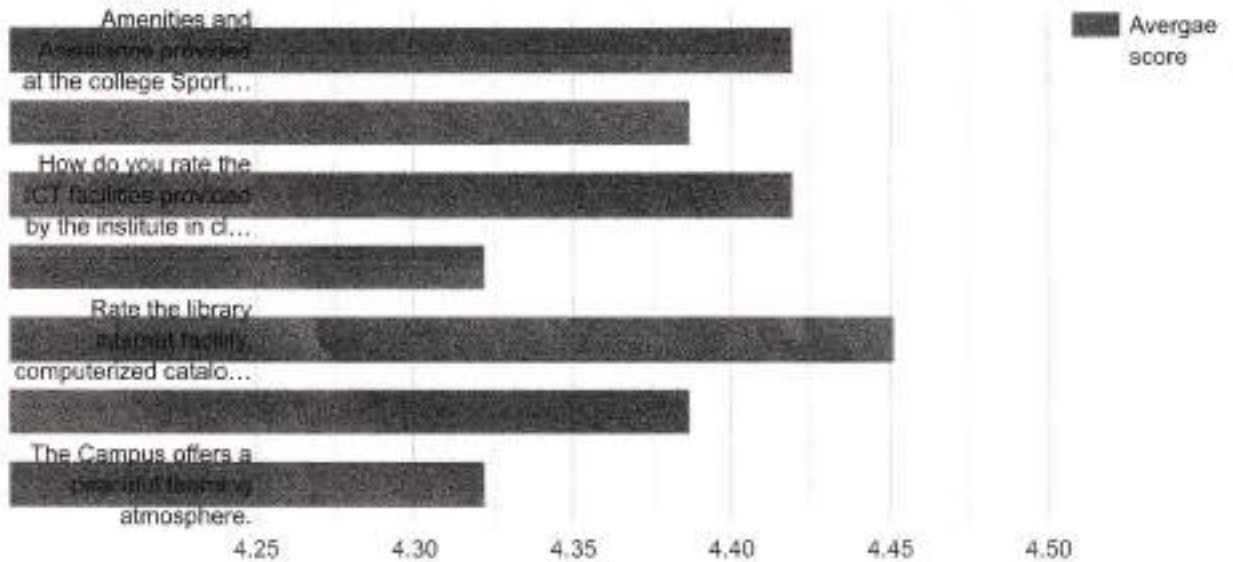
Response analysis



Average score:

Question	Average score
Amenities and Assistance provided at the college Sports ground.	4.42
Ample space and exposure for cultural and co-curricular activities,	4.39
How do you rate the ICT facilities provided by the institute in classrooms and laboratories?	4.42
How do you rate the overall ambience of the institute?	4.32
Rate the library internet facility, computerized cataloguing with subscription to open access journals.	4.45
Rate your satisfaction level with the safety of college premises (security personnel, CCTV facility, fire extinguisher etc).	4.39
The Campus offers a peaceful learning atmosphere.	4.32

Average score analysis



Conclusion

Feedback collection and analysis is a regular exercise conducted by IQAC for every semester. Feedback is analysed and Action Taken report is also prepared for each feedback. The corresponding details are also noted in the annual report.

IQAC Coordinator
Cordinator
IQAC
Prof.S.N.H. College
Farakka, Murshidabad

Principal
Prof. S.N.H. College
Farakka, Murshidabad

Institutional ambience feedback for Employer for 2019-20

IQAC has conducted a feedback from all stakeholders as part of annual quality assurance activities. An analysis report is also created for every question.

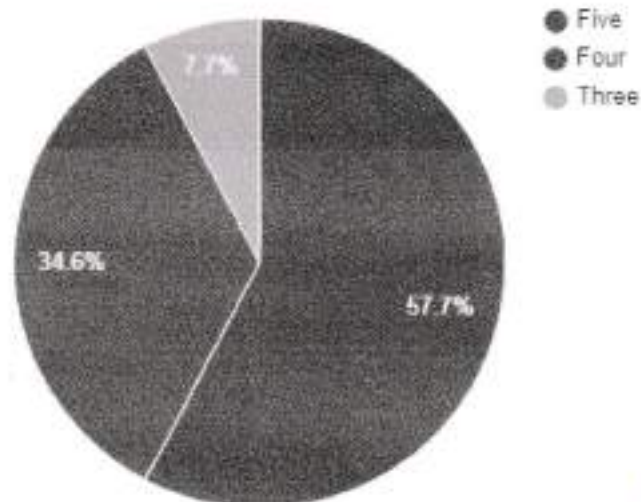
Recommendations are prepared based on the analysis report and forwarded to the management for further action.

The questionwise response analysis is presented below.

Question: Amenities and Assistance provided at the college Sports ground.

Rating	No. of responses
Five	15
Four	9
Three	2

Response analysis

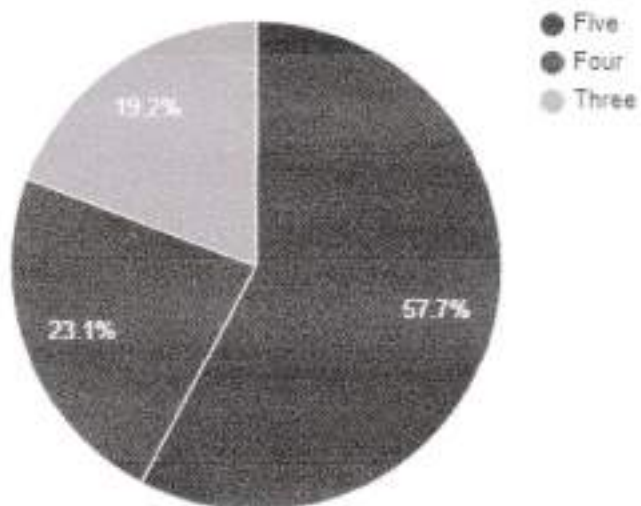



Principal
Prof. S.N.H. College
Farakka, Murshidabad

Question: Ample space and exposure for cultural and co-curricular activities.

Rating	No. of responses
Five	15
Four	6
Three	5

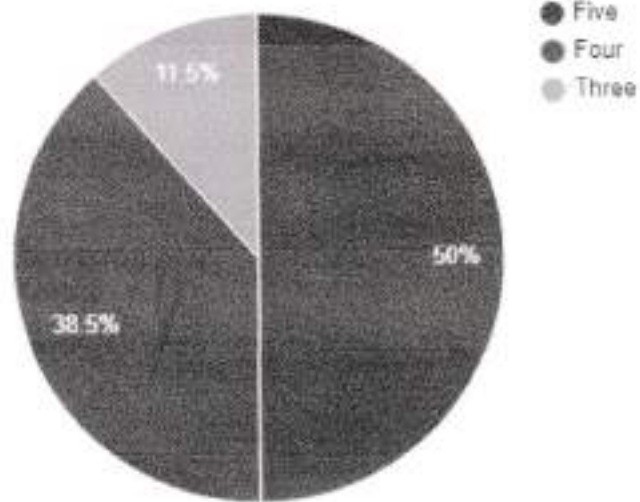
Response analysis



Question: How do you rate the ICT facilities provided by the institute in classrooms and laboratories?

Rating	No. of responses
Five	13
Four	10
Three	3

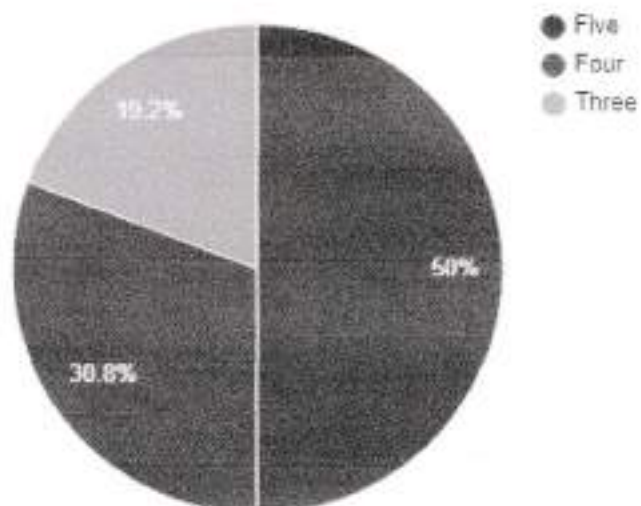
Response analysis



Question: How do you rate the overall ambience of the institute?

Rating	No. of responses
Five	13
Four	8
Three	5

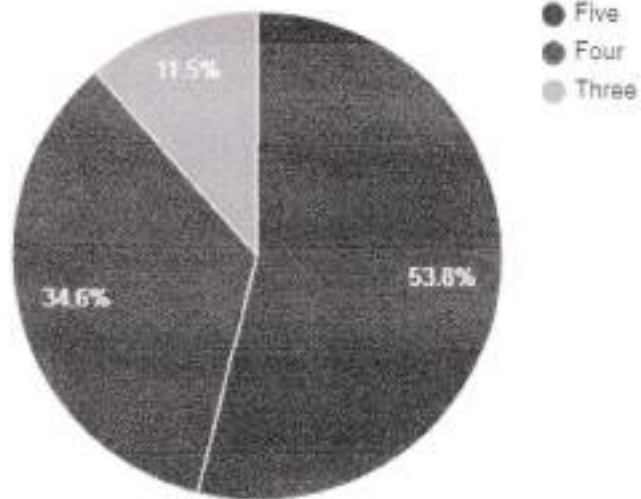
Response analysis



Question: Rate the library internet facility, computerized cataloguing with subscription to open access journals.

Rating	No. of responses
Five	14
Four	9
Three	3

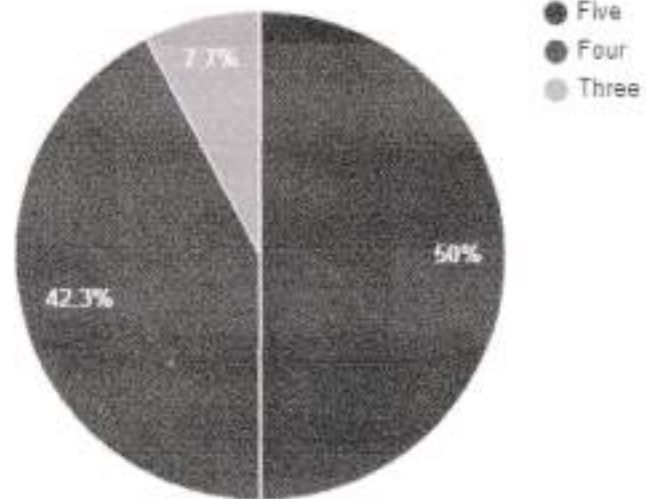
Response analysis



Question: Rate your satisfaction level with the safety of college premises (security personnel, CCTV facility, fire extinguisher etc).

Rating	No. of responses
Five	13
Four	11
Three	2

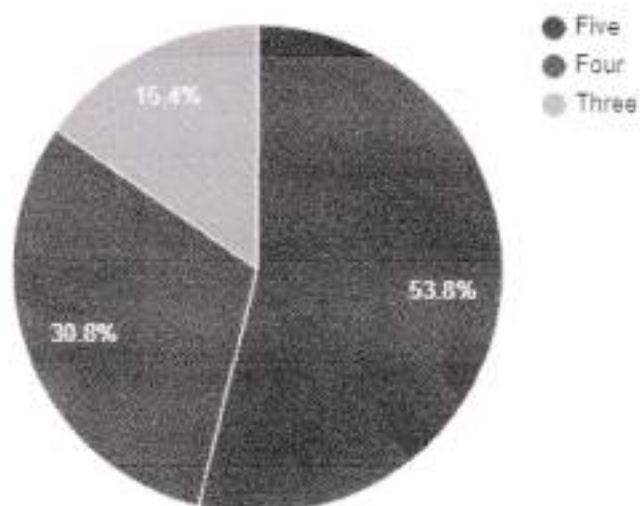
Response analysis



Question: The Campus offers a peaceful learning atmosphere.

Rating	No. of responses
Five	14
Four	8
Three	4

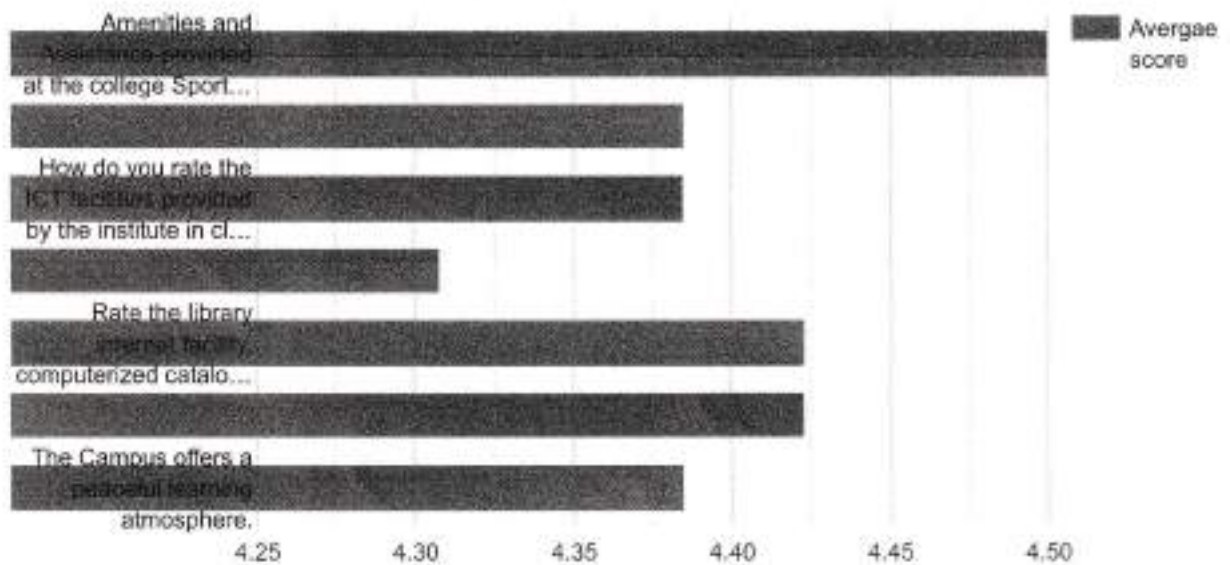
Response analysis



Average score:

Question	Average score
Amenities and Assistance provided at the college Sports ground.	4.50
Ample space and exposure for cultural and co-curricular activities.	4.38
How do you rate the ICT facilities provided by the institute in classrooms and laboratories?	4.38
How do you rate the overall ambience of the institute?	4.31
Rate the library internet facility, computerized cataloguing with subscription to open access journals.	4.42
Rate your satisfaction level with the safety of college premises (security personnel, CCTV facility, fire extinguisher etc).	4.42
The Campus offers a peaceful learning atmosphere.	4.38

Average score analysis



Conclusion

Feedback collection and analysis is a regular exercise conducted by IQAC for every semester. Feedback is analysed and Action Taken report is also prepared for each feedback. The corresponding details are also noted in the annual report.

IQAC Coordinator
Cordinator
IQAC
Prof.S.N.H. College
Farakka, Murshidabad

- Principal
Prof. S.N.H. College
Farakka, Murshidabad

Academic performance feedback for Student for 2019-20

IQAC has conducted a feedback from all stakeholders as part of annual quality assurance activities. An analysis report is also created for every question.

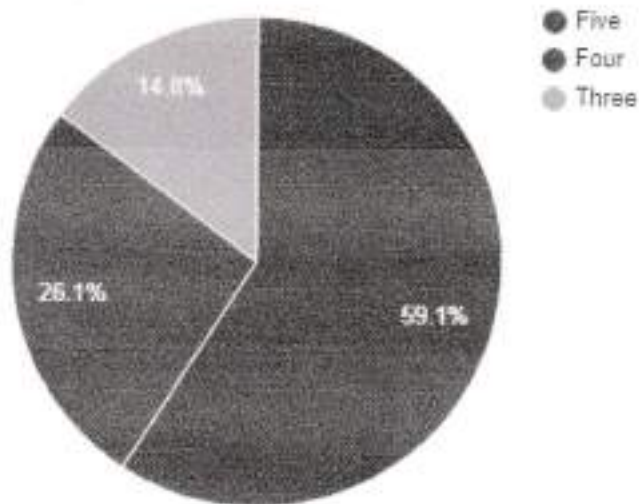
Recommendations are prepared based on the analysis report and forwarded to the management for further action.

The questionwise response analysis is presented below.

Question: How do you rate matching of the curriculum with the current industry needs?

Rating	No. of responses
Five	746
Four	329
Three	187

Response analysis

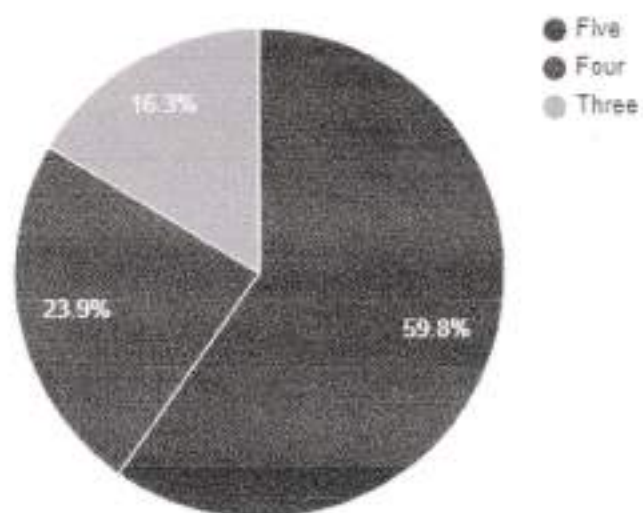



-- Principal
Prof. S.N.H. College
Farakka, Murshidabad

Question: How do you rate the appropriateness of the course objectives and the content given in the syllabus?

Rating	No. of responses
Five	755
Four	301
Three	206

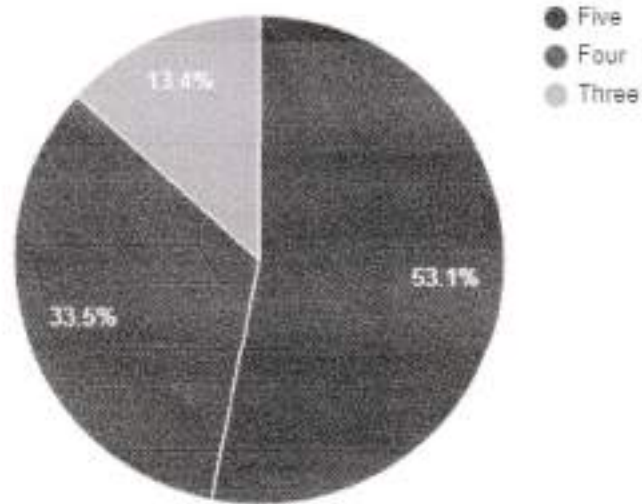
Response analysis



Question: How do you rate the proportion of theory and laboratory courses in the syllabus?

Rating	No. of responses
Five	670
Four	423
Three	169

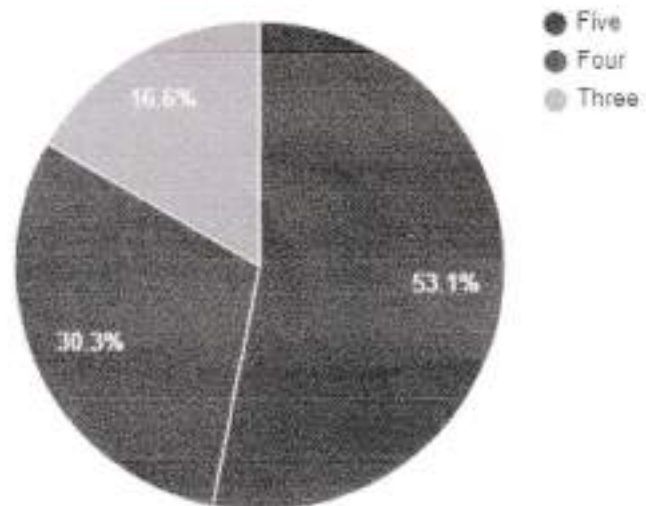
Response analysis



Question: How do you rate the size and load of the syllabus?

Rating	No. of responses
Five	670
Four	382
Three	210

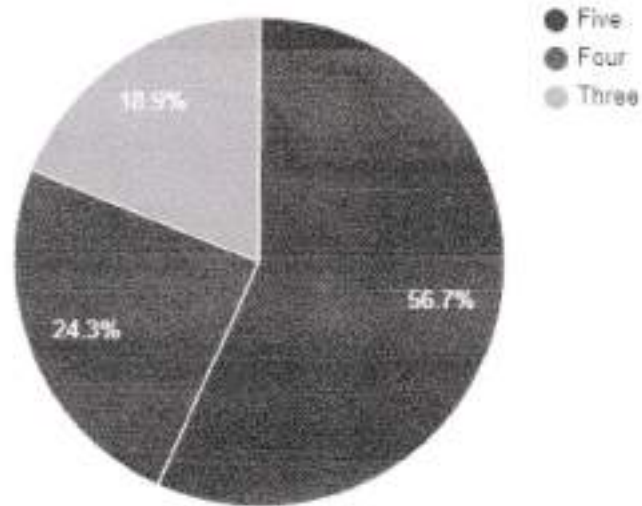
Response analysis



Question: Pattern of assessment and evaluation process in transparent.

Rating	No. of responses
Five	716
Four	307
Three	239

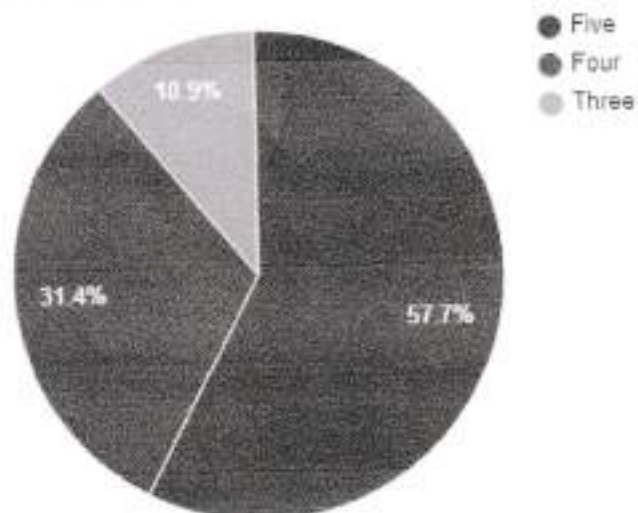
Response analysis



Question: Rate the relevance of the addon courses.

Rating	No. of responses
Five	728
Four	396
Three	138

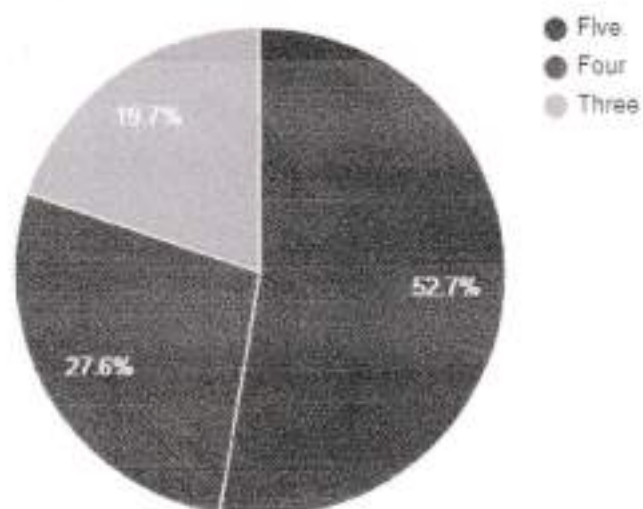
Response analysis



Question: Rate the structure and arrangement of curriculum.

Rating	No. of responses
Five	665
Four	348
Three	249

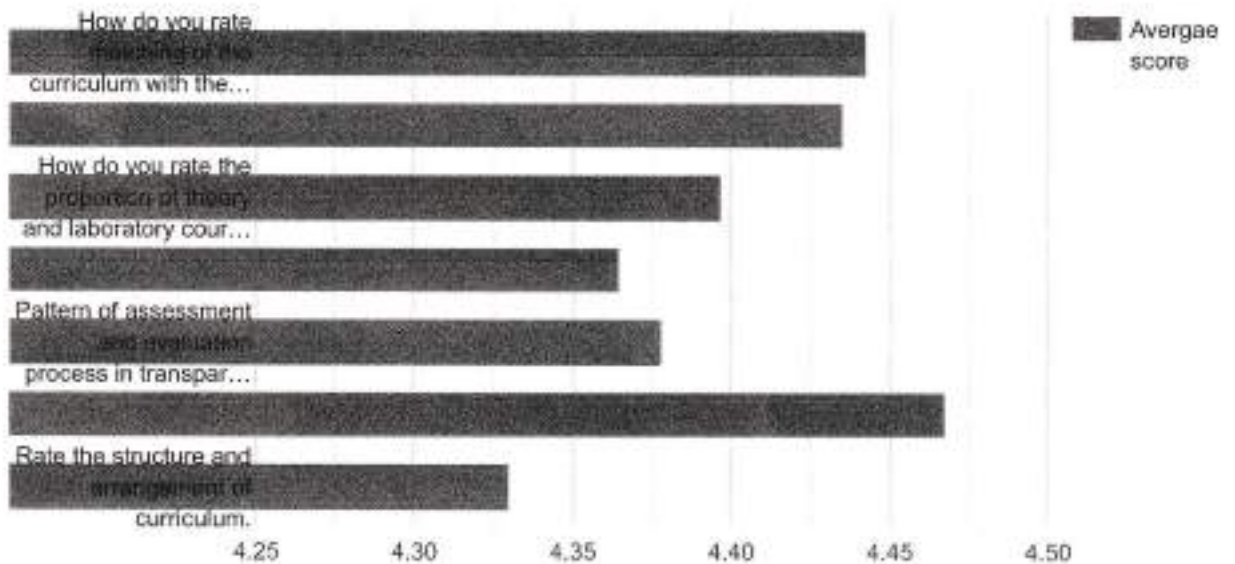
Response analysis



Average score:

Question	Average score
How do you rate matching of the curriculum with the current industry needs?	4.44
How do you rate the appropriateness of the course objectives and the content given in the syllabus?	4.44
How do you rate the proportion of theory and laboratory courses in the syllabus?	4.40
How do you rate the size and load of the syllabus?	4.36
Pattern of assessment and evaluation process in transparent.	4.38
Rate the relevance of the addon courses.	4.47
Rate the structure and arrangement of curriculum.	4.33

Average score analysis



CONCLUSION

Feedback collection and analysis is a regular exercise conducted by IQAC for every semester. Feedback is analysed and Action Taken report is also prepared for each feedback. The corresponding details are also noted in the annual report.

IQAC Coordinator

Cordinator
IQAC
Prof.S.N.H. College
Farakka, Murshidabad

Principal
Prof. S.N.H. College
Farakka, Murshidabad

Institutional ambience feedback for Student for 2019-20

IQAC has conducted a feedback from all stakeholders as part of annual quality assurance activities. An analysis report is also created for every question.

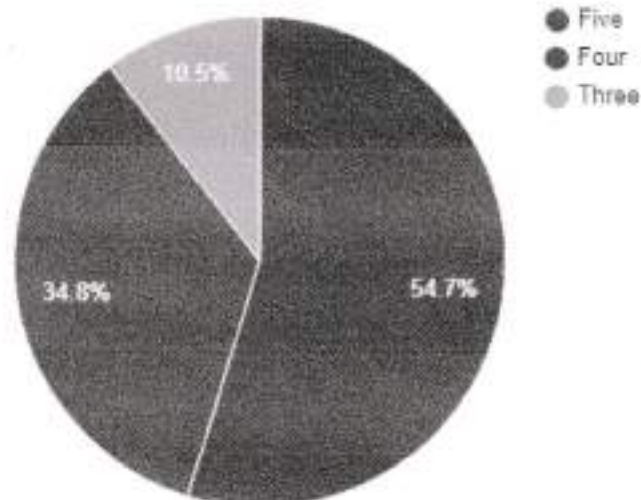
Recommendations are prepared based on the analysis report and forwarded to the management for further action.

The questionwise response analysis is presented below.

Question: Amenities and Assistance provided at the college Sports ground.

Rating	No. of responses
Five	625
Four	398
Three	120

Response analysis

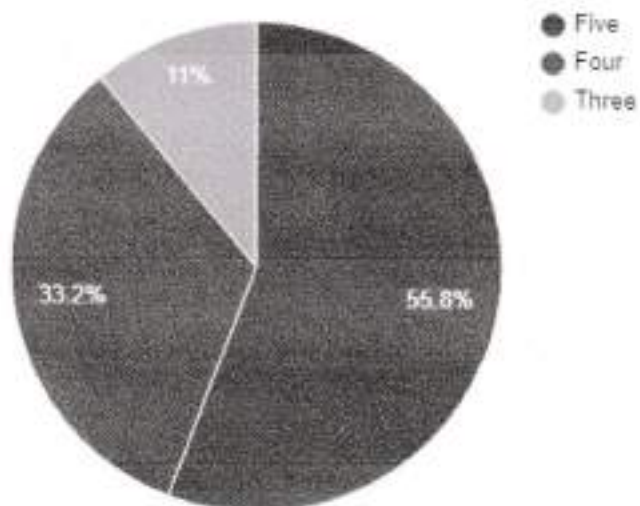



Principal
Prof. S.N.H. College
Farakka, Murshidabad

Question: Ample space and exposure for cultural and co-curricular activities.

Rating	No. of responses
Five	638
Four	379
Three	126

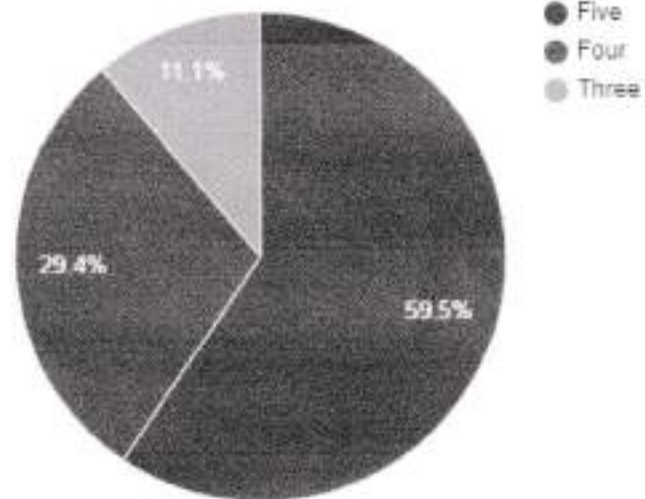
Response analysis



Question: How do you rate the ICT facilities provided by the institute in classrooms and laboratories?

Rating	No. of responses
Five	680
Four	336
Three	127

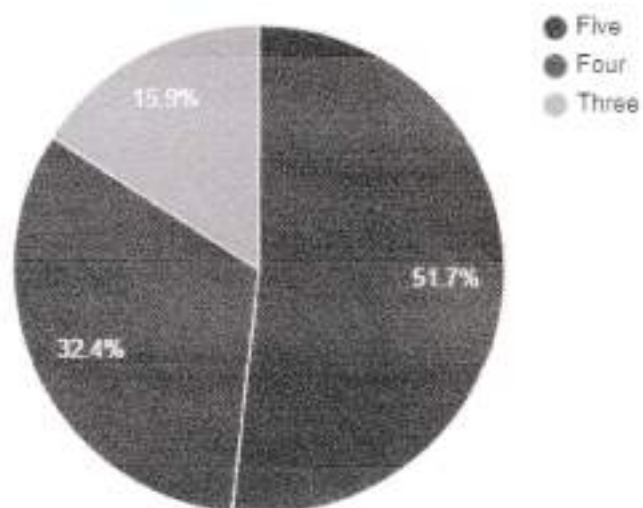
Response analysis



Question: How do you rate the overall ambience of the institute?

Rating	No. of responses
Five	591
Four	370
Three	182

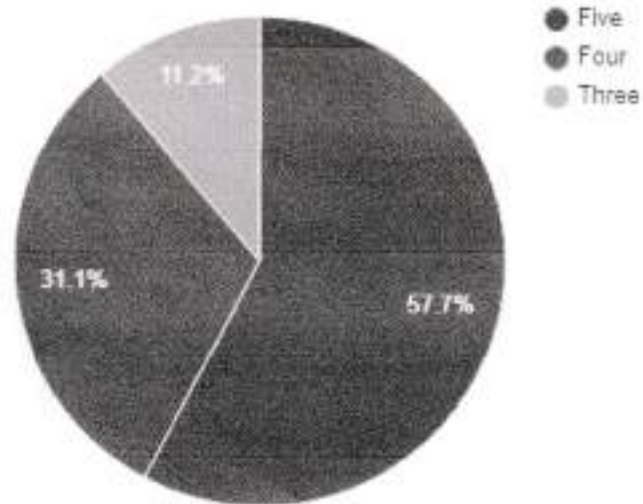
Response analysis



Question: Rate the library internet facility, computerized cataloguing with subscription to open access journals.

Rating	No. of responses
Five	660
Four	355
Three	128

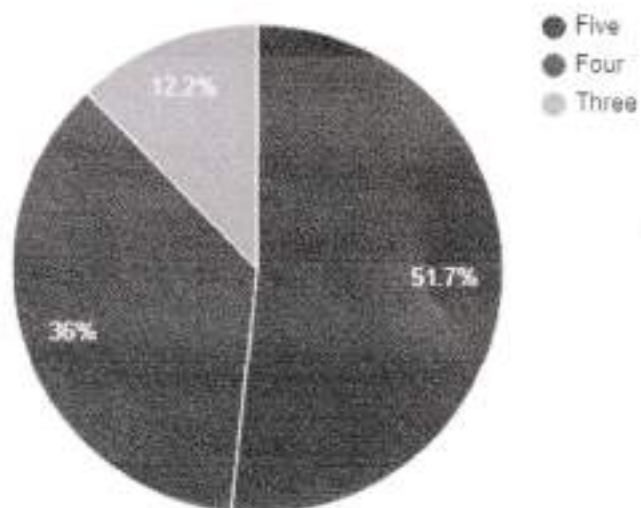
Response analysis



Question: Rate your satisfaction level with the safety of college premises (security personnel, CCTV facility, fire extinguisher etc).

Rating	No. of responses
Five	591
Four	412
Three	140

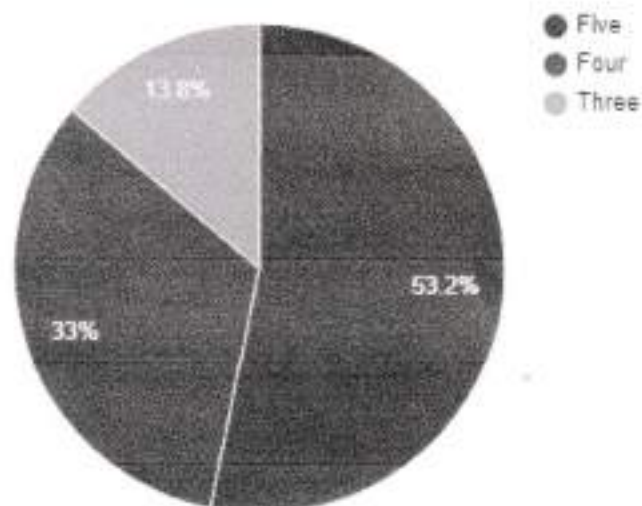
Response analysis



Question: The Campus offers a peaceful learning atmosphere.

Rating	No. of responses
Five	608
Four	377
Three	158

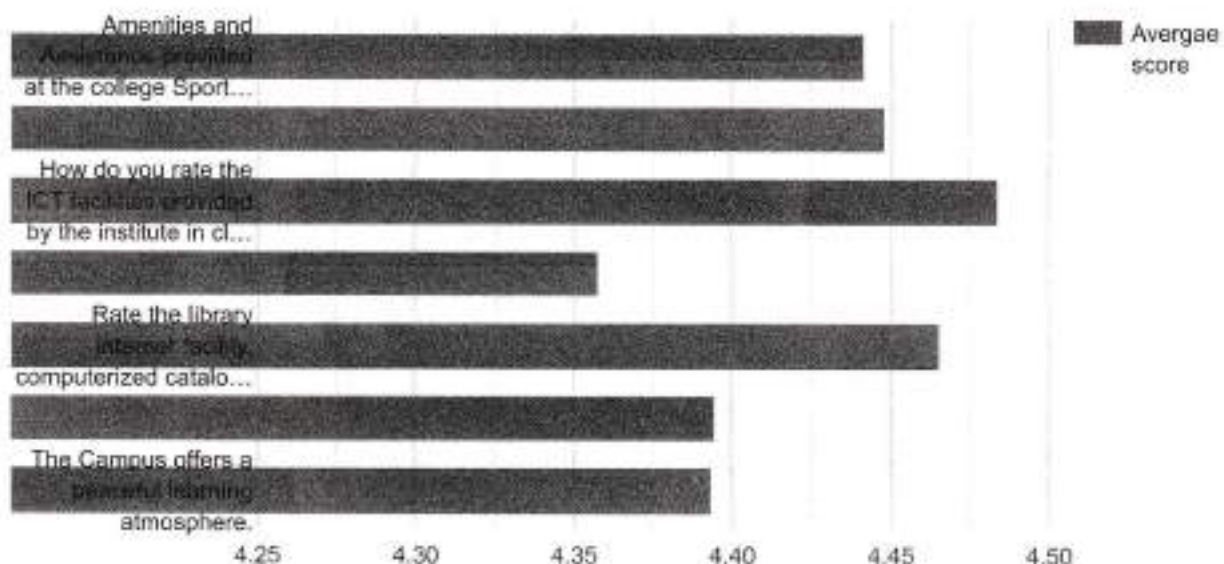
Response analysis



Average score:

Question	Average score
Amenities and Assistance provided at the college Sports ground.	4.44
Ample space and exposure for cultural and co-curricular activities.	4.45
How do you rate the ICT facilities provided by the institute in classrooms and laboratories?	4.48
How do you rate the overall ambience of the institute?	4.36
Rate the library internet facility, computerized cataloguing with subscription to open access journals.	4.47
Rate your satisfaction level with the safety of college premises (security personnel, CCTV facility, fire extinguisher etc).	4.39
The Campus offers a peaceful learning atmosphere.	4.39

Average score analysis



Conclusion

Feedback collection and analysis is a regular exercise conducted by IQAC for every semester. Feedback is analysed and Action Taken report is also prepared for each feedback. The corresponding details are also noted in the annual report.

IQAC Coordinator
Cordinator
IQAC
Prof.S.N.H. College
Farakka, Murshidabad

Principal
Principal
Prof. S.N.H. College
Farakka, Murshidabad

Academic performance feedback for Faculty for 2019-20

IQAC has conducted a feedback from all stakeholders as part of annual quality assurance activities. An analysis report is also created for every question.

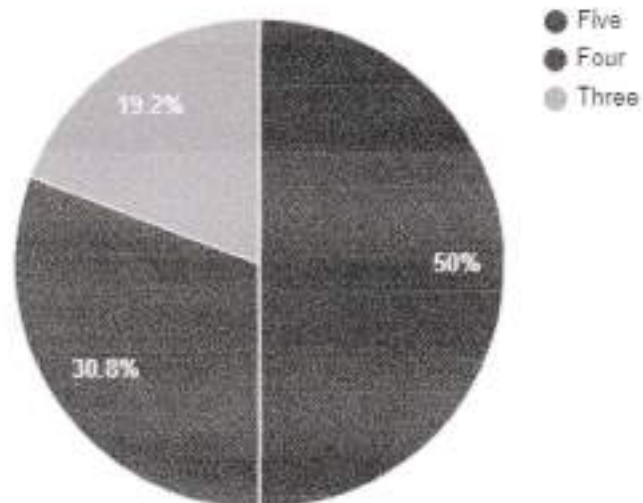
Recommendations are prepared based on the analysis report and forwarded to the management for further action.

The questionwise response analysis is presented below.

Question: How do you rate matching of the curriculum with the current industry needs?

Rating	No. of responses
Five	26
Four	16
Three	10

Response analysis

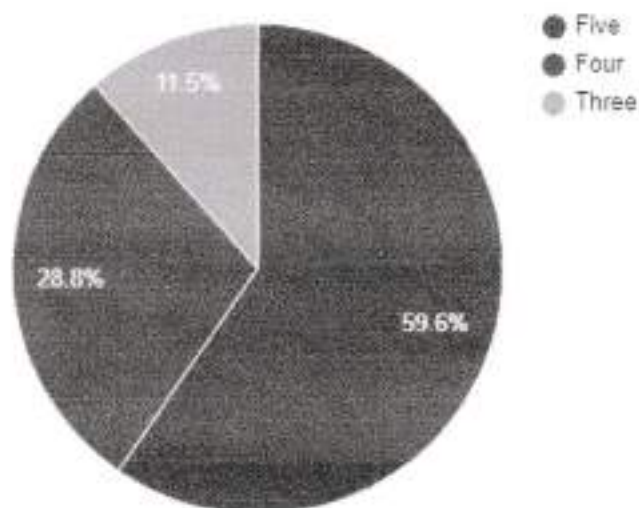



Principal
Prof. S.N.H. College
Farakka, Murshidabad

Question: How do you rate the appropriateness of the course objectives and the content given in the syllabus?

Rating	No. of responses
Five	31
Four	15
Three	6

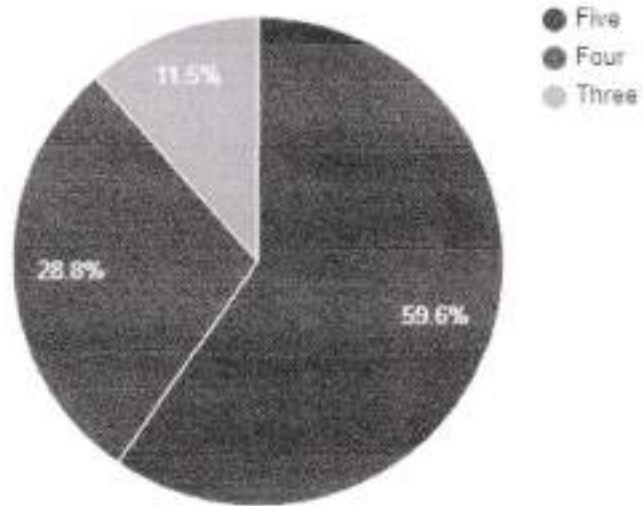
Response analysis



Question: How do you rate the proportion of theory and laboratory courses in the syllabus?

Rating	No. of responses
Five	31
Four	15
Three	6

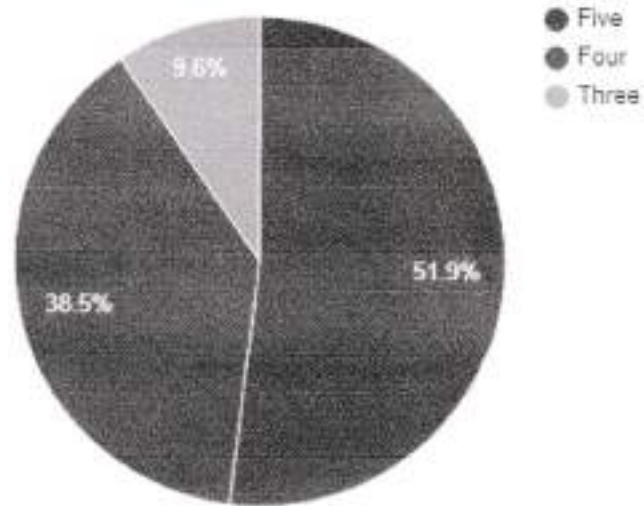
Response analysis



Question: How do you rate the size and load of the syllabus?

Rating	No. of responses
Five	27
Four	20
Three	5

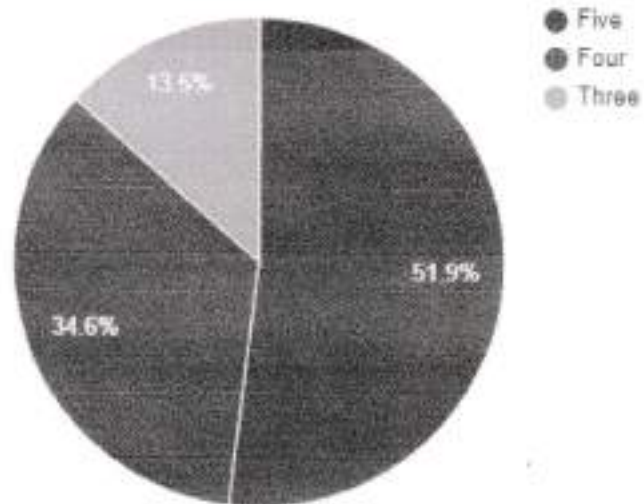
Response analysis



Question: Pattern of assessment and evaluation process in transparent.

Rating	No. of responses
Five	27
Four	18
Three	7

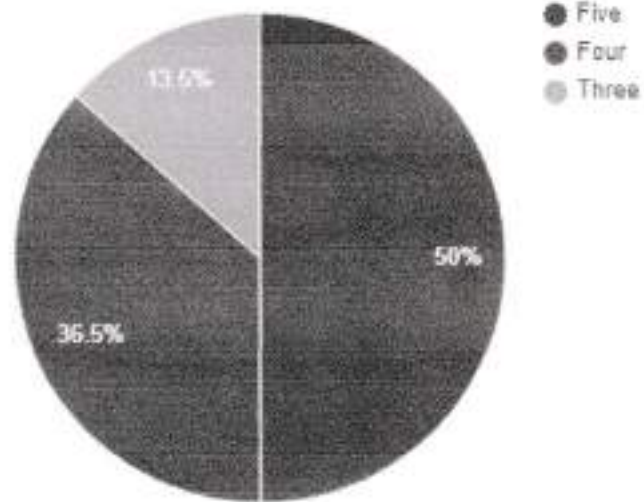
Response analysis



Question: Rate the relevance of the addon courses.

Rating	No. of responses
Five	26
Four	19
Three	7

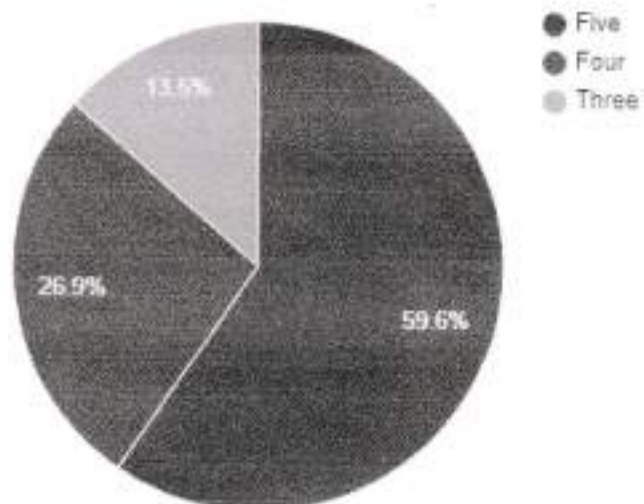
Response analysis



Question: Rate the structure and arrangement of curriculum.

Rating	No. of responses
Five	31
Four	14
Three	7

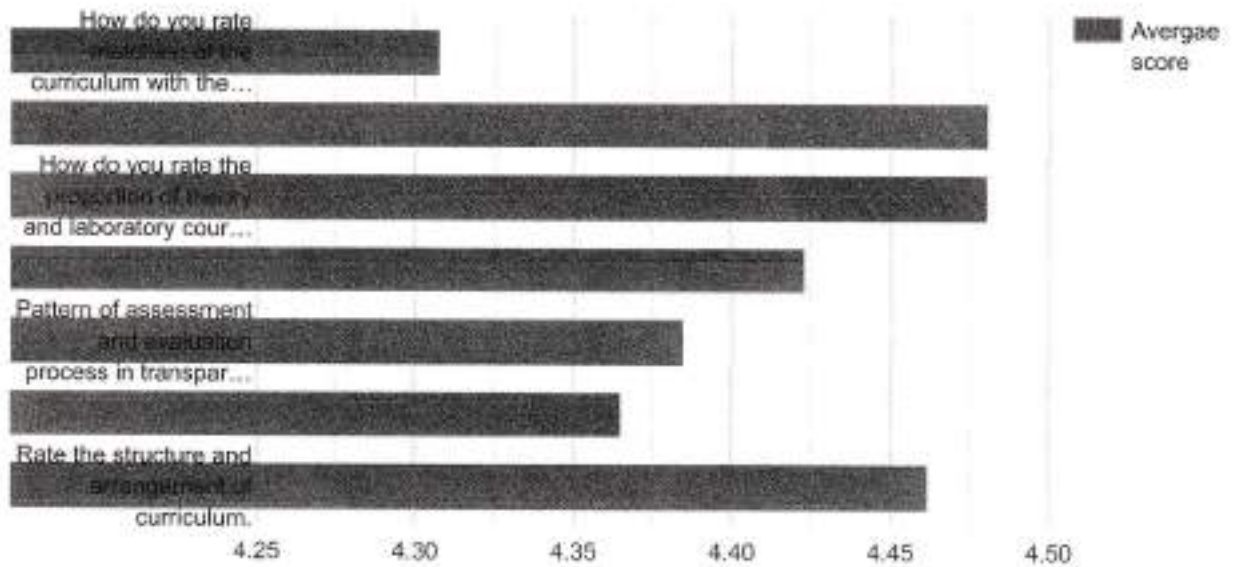
Response analysis



Average score:

Question	Average score
How do you rate matching of the curriculum with the current industry needs?	4.31
How do you rate the appropriateness of the course objectives and the content given in the syllabus?	4.48
How do you rate the proportion of theory and laboratory courses in the syllabus?	4.48
How do you rate the size and load of the syllabus?	4.42
Pattern of assessment and evaluation process in transparent.	4.38
Rate the relevance of the add-on courses.	4.37
Rate the structure and arrangement of curriculum.	4.46

Average score analysis



CONCLUSION

Feedback collection and analysis is a regular exercise conducted by IQAC for every semester. Feedback is analysed and Action Taken report is also prepared for each feedback. The corresponding details are also noted in the annual report.

IQAC Coordinator

Cordinator
IQAC
Prof.S.N.H. College
Farakka, Murshidabad

Principal
Prof. S.N.H. College
Farakka, Murshidabad

Institutional ambience feedback for Faculty for 2019-20

IQAC has conducted a feedback from all stakeholders as part of annual quality assurance activities. An analysis report is also created for every question.

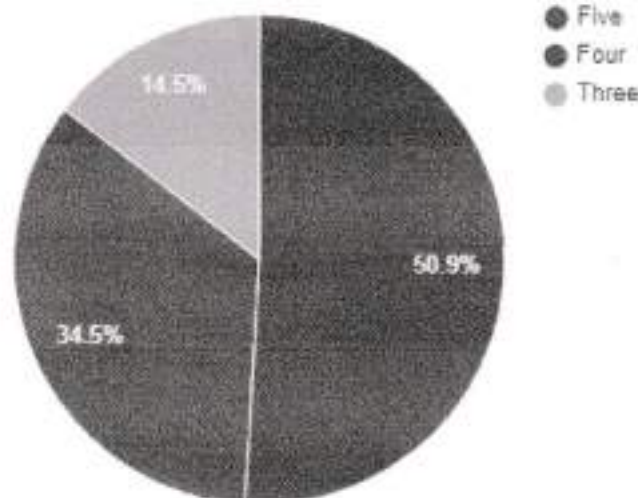
Recommendations are prepared based on the analysis report and forwarded to the management for further action.

The questionwise response analysis is presented below.

Question: Amenities and Assistance provided at the college Sports ground.

Rating	No. of responses
Five	28
Four	19
Three	8

Response analysis

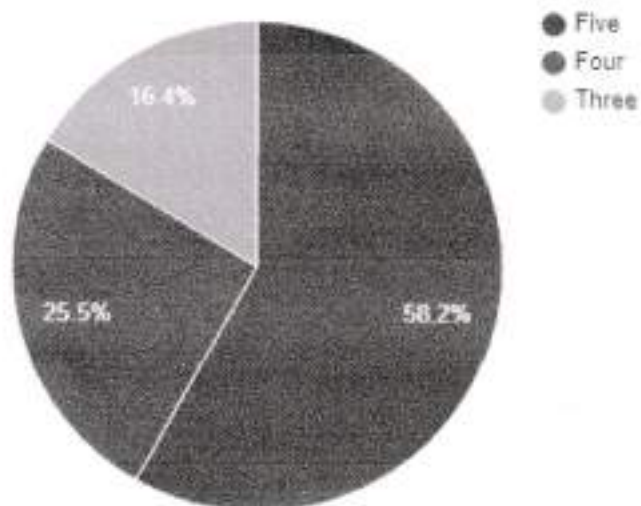



-- Principal
Prof. S.N.H. College
Farakka, Murshidabad

Question: Ample space and exposure for cultural and co-curricular activities.

Rating	No. of responses
Five	32
Four	14
Three	9

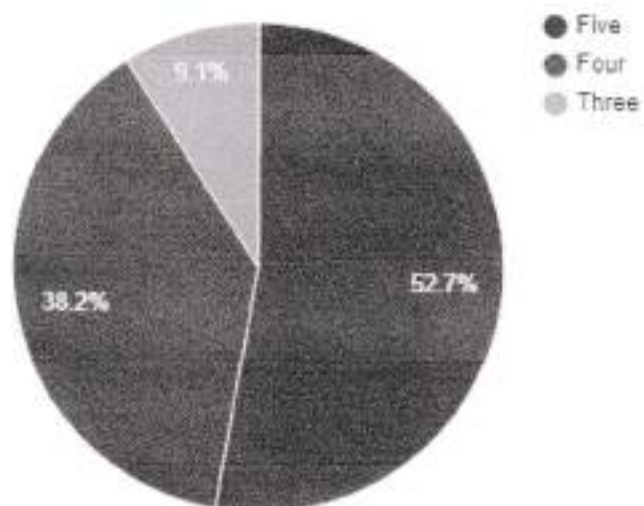
Response analysis



Question: How do you rate the ICT facilities provided by the institute in classrooms and laboratories?

Rating	No. of responses
Five	29
Four	21
Three	5

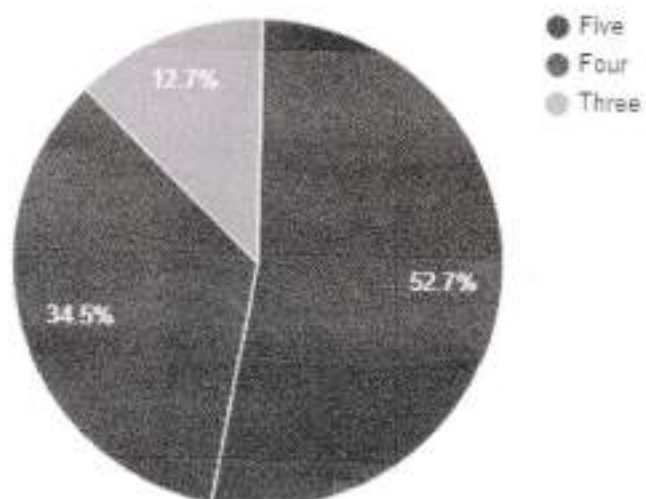
Response analysis



Question: How do you rate the overall ambience of the institute?

Rating	No. of responses
Five	29
Four	19
Three	7

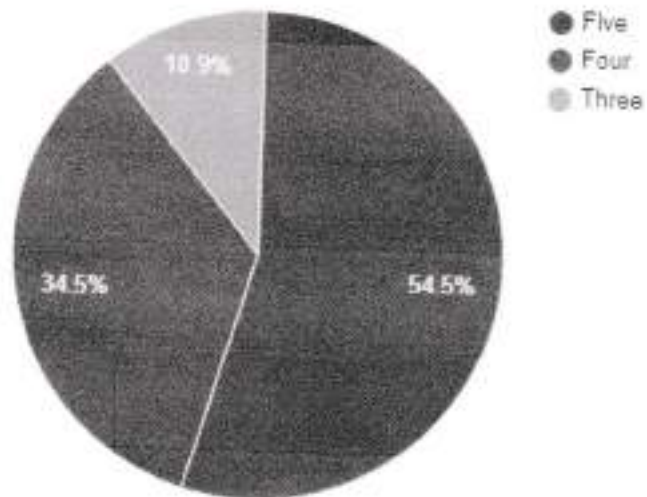
Response analysis



Question: Rate the library internet facility, computerized cataloguing with subscription to open access journals.

Rating	No. of responses
Five	30
Four	19
Three	6

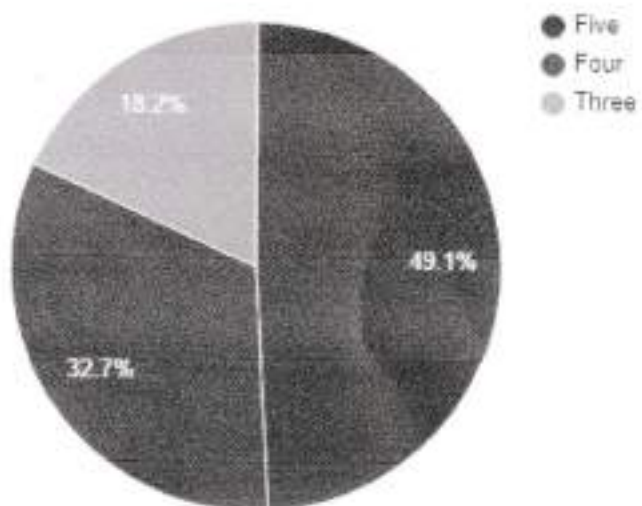
Response analysis



Question: Rate your satisfaction level with the safety of college premises (security personnel, CCTV facility, fire extinguisher etc).

Rating	No. of responses
Five	27
Four	18
Three	10

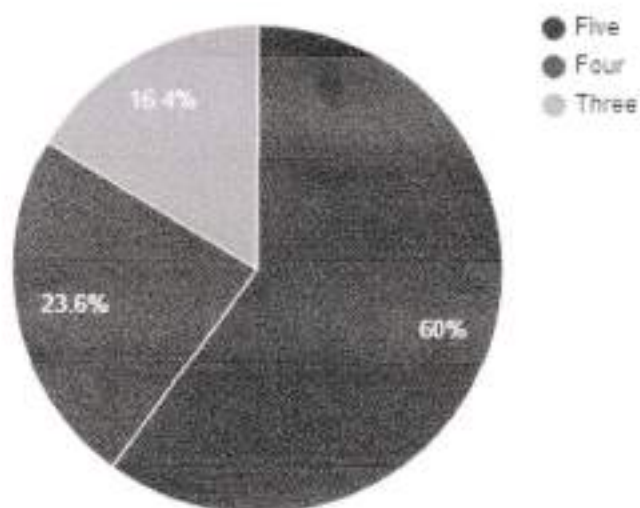
Response analysis



Question: The Campus offers a peaceful learning atmosphere.

Rating	No. of responses
Five	33
Four	13
Three	9

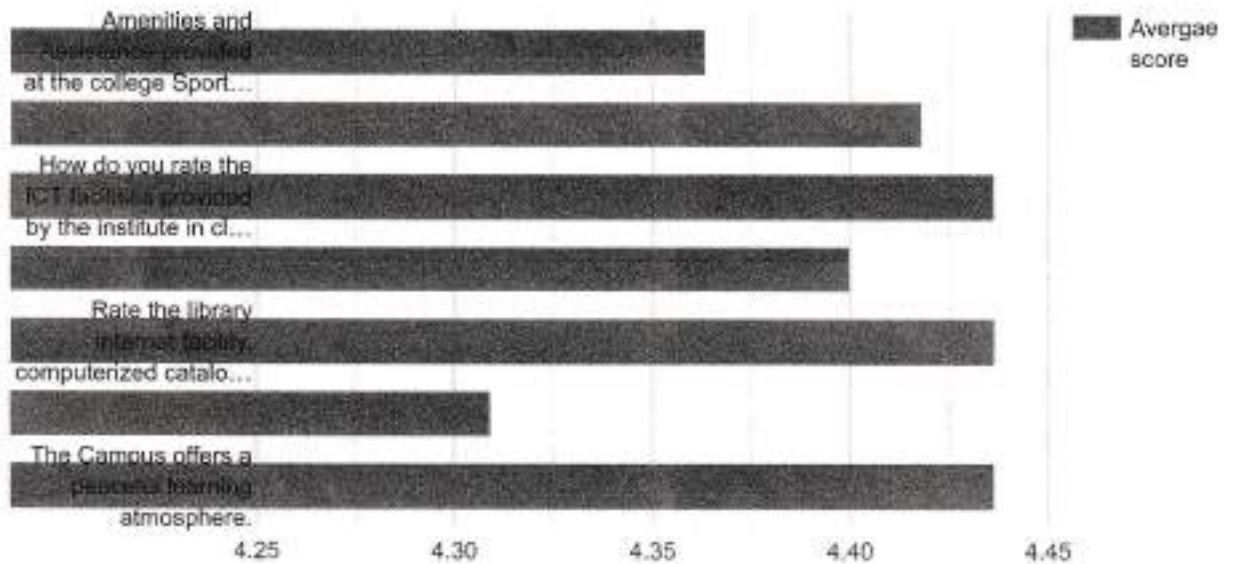
Response analysis



Average score:

Question	Average score
Amenities and Assistance provided at the college Sports ground,	4.36
Ample space and exposure for cultural and co-curricular activities.	4.42
How do you rate the ICT facilities provided by the institute in classrooms and laboratories?	4.44
How do you rate the overall ambience of the institute?	4.40
Rate the library internet facility, computerized cataloguing with subscription to open access journals.	4.44
Rate your satisfaction level with the safety of college premises (security personnel, CCTV facility, fire extinguisher etc).	4.31
The Campus offers a peaceful learning atmosphere.	4.44

Average score analysis



Conclusion

Feedback collection and analysis is a regular exercise conducted by IQAC for every semester. Feedback is analysed and Action Taken report is also prepared for each feedback. The corresponding details are also noted in the annual report.

IQAC Coordinator
Cordinator
IQAC
Prof.S.N.H. College
Farakka, Murshidabad

Principal
Prof. S.N.H. College
Farakka, Murshidabad

Academic performance feedback for Alumni for 2019-20

IQAC has conducted a feedback from all stakeholders as part of annual quality assurance activities. An analysis report is also created for every question.

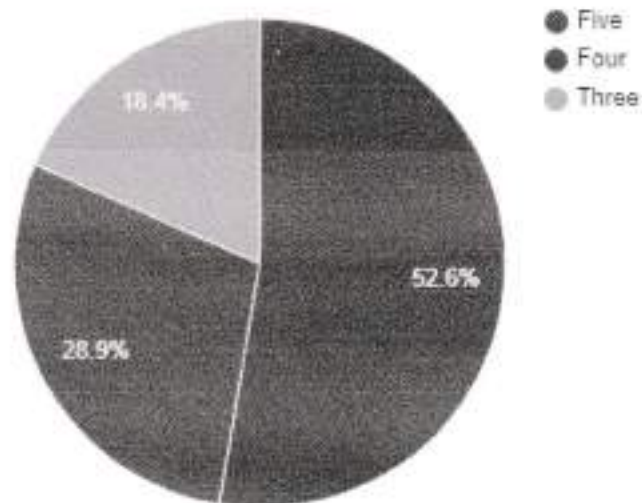
Recommendations are prepared based on the analysis report and forwarded to the management for further action.

The questionwise response analysis is presented below.

Question: How do you rate matching of the curriculum with the current industry needs?

Rating	No. of responses
Five	20
Four	11
Three	7

Response analysis

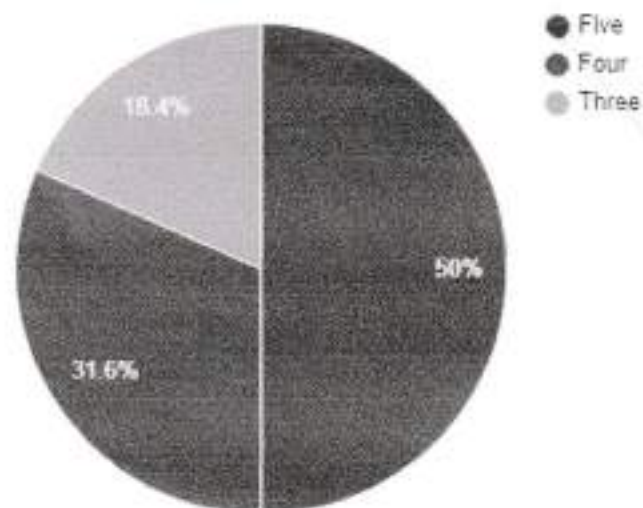


[Signature]
-- Principal
Prof. S.N.H. College
Farakka, Murshidabad

Question: How do you rate the appropriateness of the course objectives and the content given in the syllabus?

Rating	No. of responses
Five	19
Four	12
Three	7

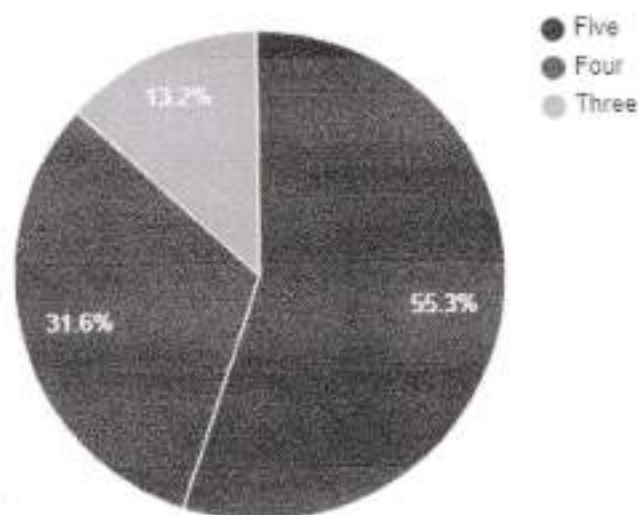
Response analysis



Question: How do you rate the proportion of theory and laboratory courses in the syllabus?

Rating	No. of responses
Five	21
Four	12
Three	5

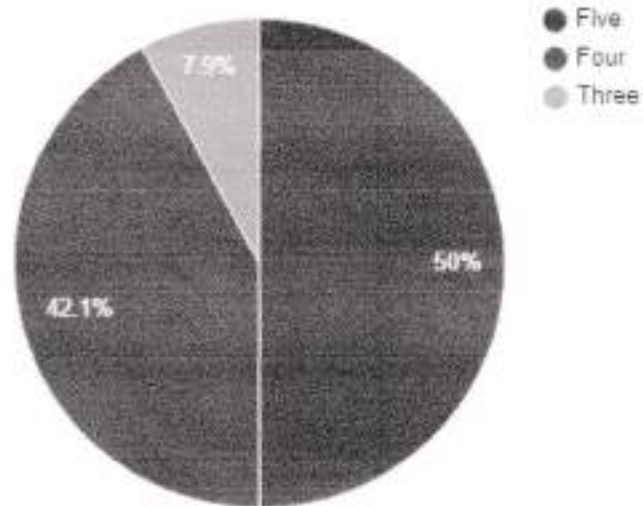
Response analysis



Question: How do you rate the size and load of the syllabus?

Rating	No. of responses
Five	19
Four	16
Three	3

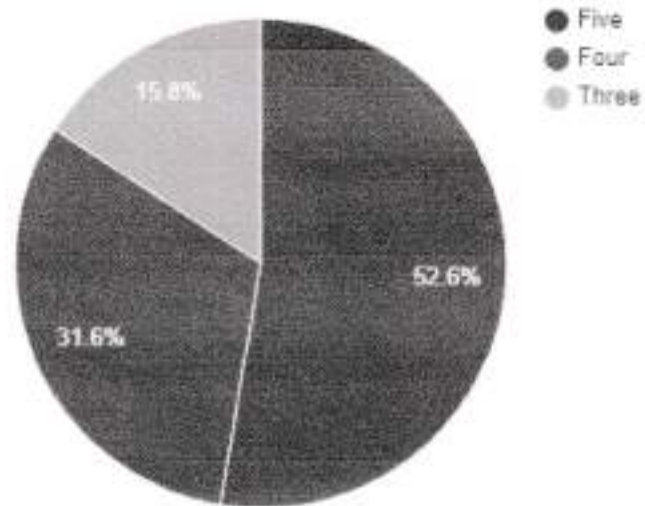
Response analysis



Question: Pattern of assessment and evaluation process in transparent.

Rating	No. of responses
Five	20
Four	12
Three	6

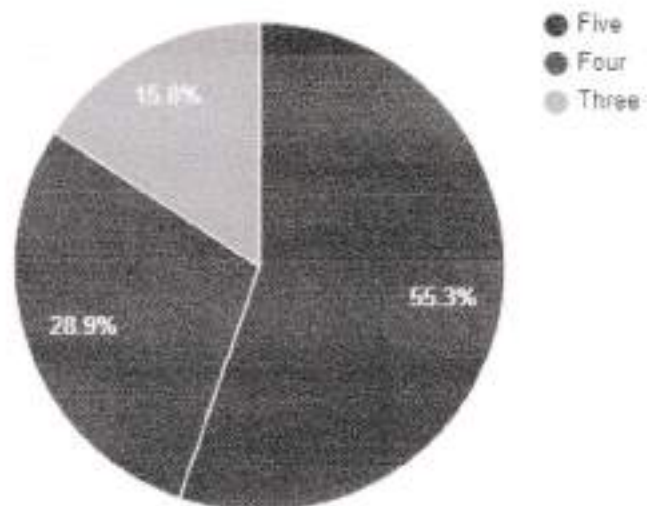
Response analysis



Question: Rate the relevance of the addon courses.

Rating	No. of responses
Five	21
Four	11
Three	6

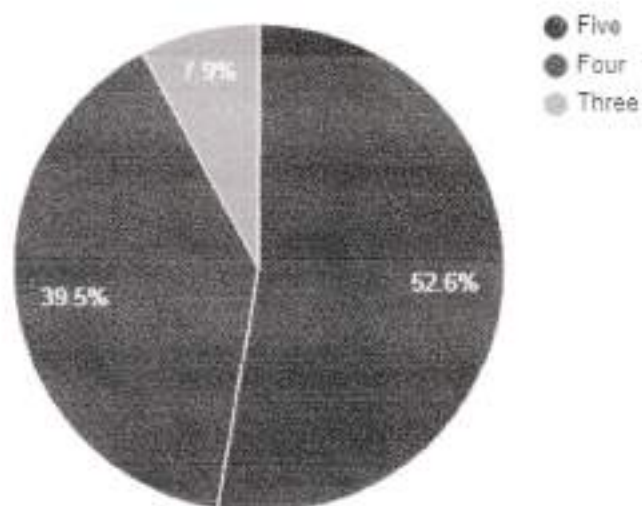
Response analysis



Question: Rate the structure and arrangement of curriculum.

Rating	No. of responses
Five	20
Four	15
Three	3

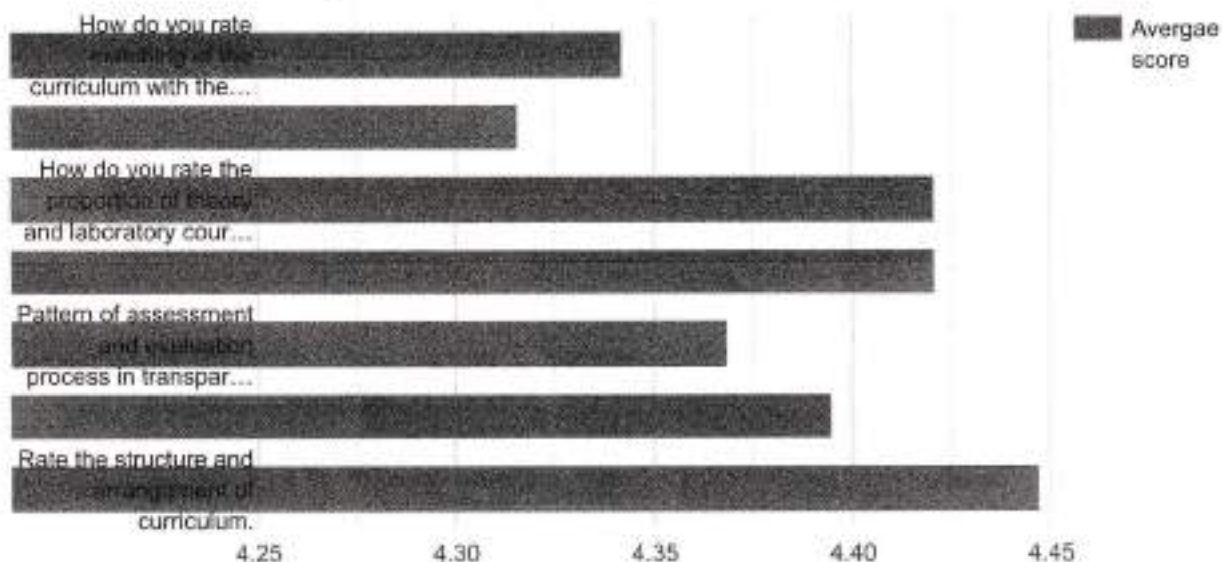
Response analysis



Average score:

Question	Average score
How do you rate matching of the curriculum with the current industry needs?	4.34
How do you rate the appropriateness of the course objectives and the content given in the syllabus?	4.32
How do you rate the proportion of theory and laboratory courses in the syllabus?	4.42
How do you rate the size and load of the syllabus?	4.42
Pattern of assessment and evaluation process in transparent.	4.37
Rate the relevance of the addon courses.	4.39
Rate the structure and arrangement of curriculum.	4.45

Average score analysis



CONCLUSION

Feedback collection and analysis is a regular exercise conducted by IQAC for every semester. Feedback is analysed and Action Taken report is also prepared for each feedback. The corresponding details are also noted in the annual report.

S. Datta

IQAC Coordinator
Cordinator
IQAC
Prof. S.N.H. College
Farakka, Murshidabad

[Signature]
Principal
Prof. S.N.H. College
Farakka, Murshidabad

Academic performance feedback for Employer for 2019-20

IQAC has conducted a feedback from all stakeholders as part of annual quality assurance activities. An analysis report is also created for every question.

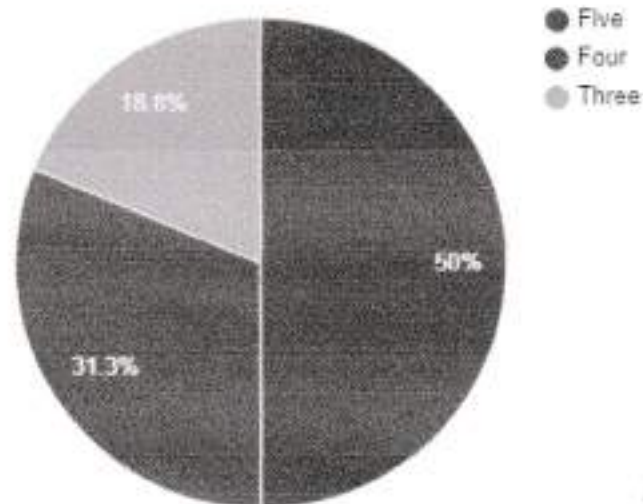
Recommendations are prepared based on the analysis report and forwarded to the management for further action.

The questionwise response analysis is presented below.

Question: How do you rate matching of the curriculum with the current industry needs?

Rating	No. of responses
Five	16
Four	10
Three	6

Response analysis

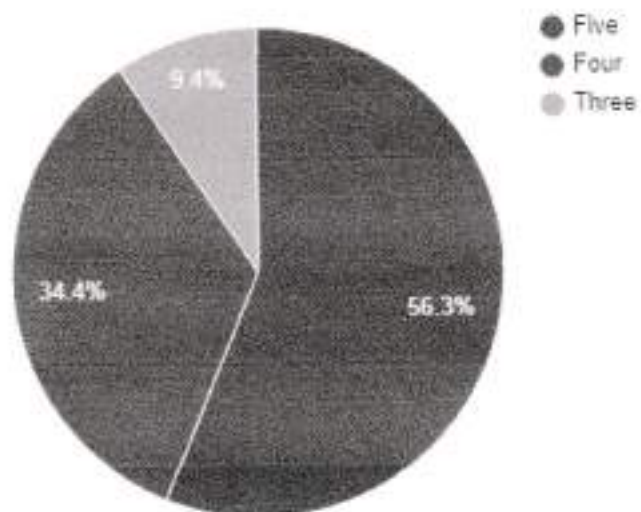



Principal
Prof. S.N.H. College
Farakka, Murshidabad

Question: How do you rate the appropriateness of the course objectives and the content given in the syllabus?

Rating	No. of responses
Five	18
Four	11
Three	3

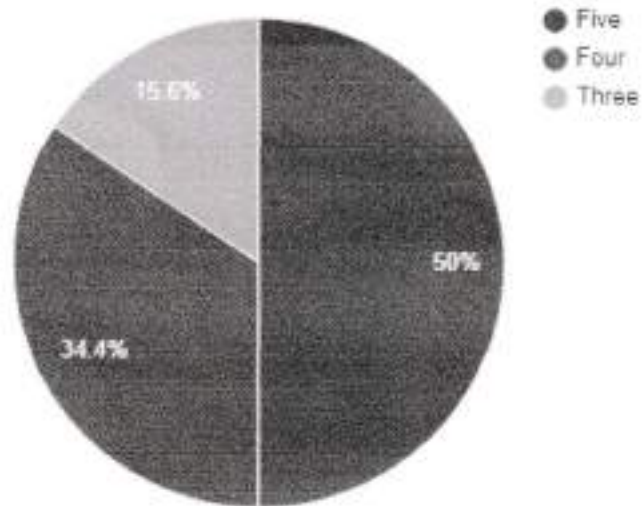
Response analysis



Question: How do you rate the proportion of theory and laboratory courses in the syllabus?

Rating	No. of responses
Five	16
Four	11
Three	5

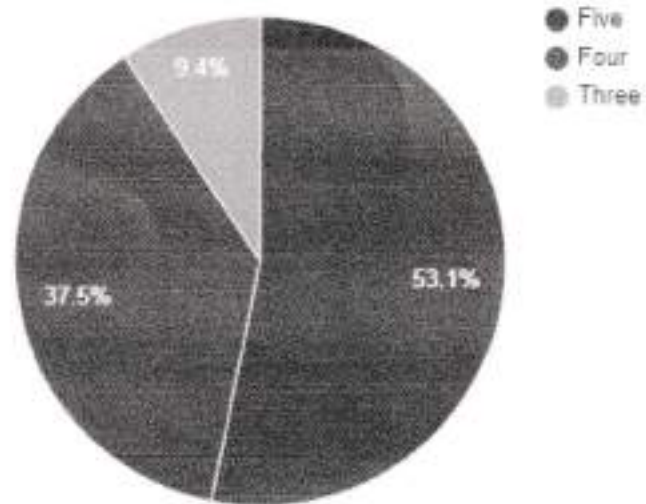
Response analysis



Question: How do you rate the size and load of the syllabus?

Rating	No. of responses
Five	17
Four	12
Three	3

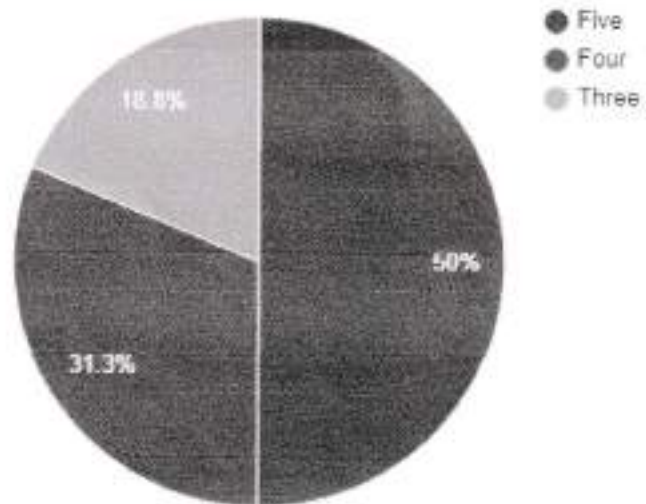
Response analysis



Question: Pattern of assessment and evaluation process in transparent.

Rating	No. of responses
Five	16
Four	10
Three	6

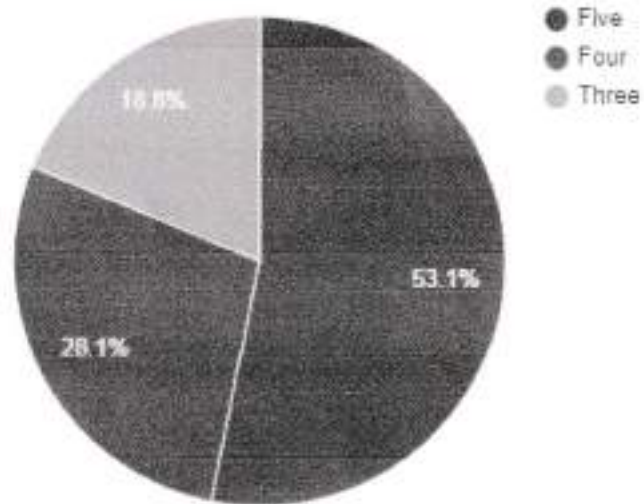
Response analysis



Question: Rate the relevance of the add-on courses.

Rating	No. of responses
Five	17
Four	9
Three	6

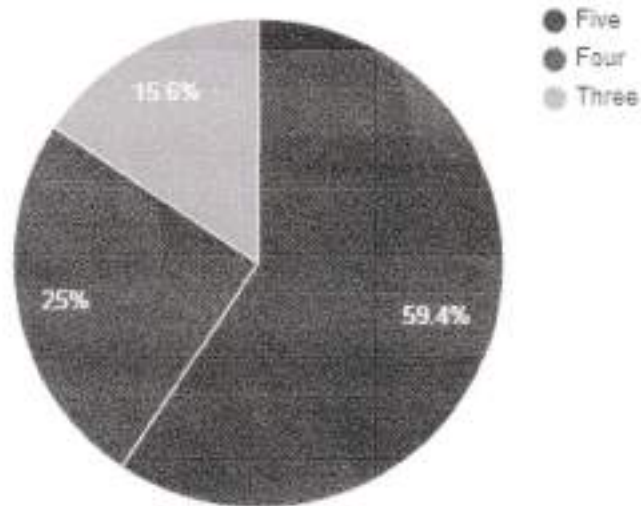
Response analysis



Question: Rate the structure and arrangement of curriculum.

Rating	No. of responses
Five	19
Four	8
Three	5

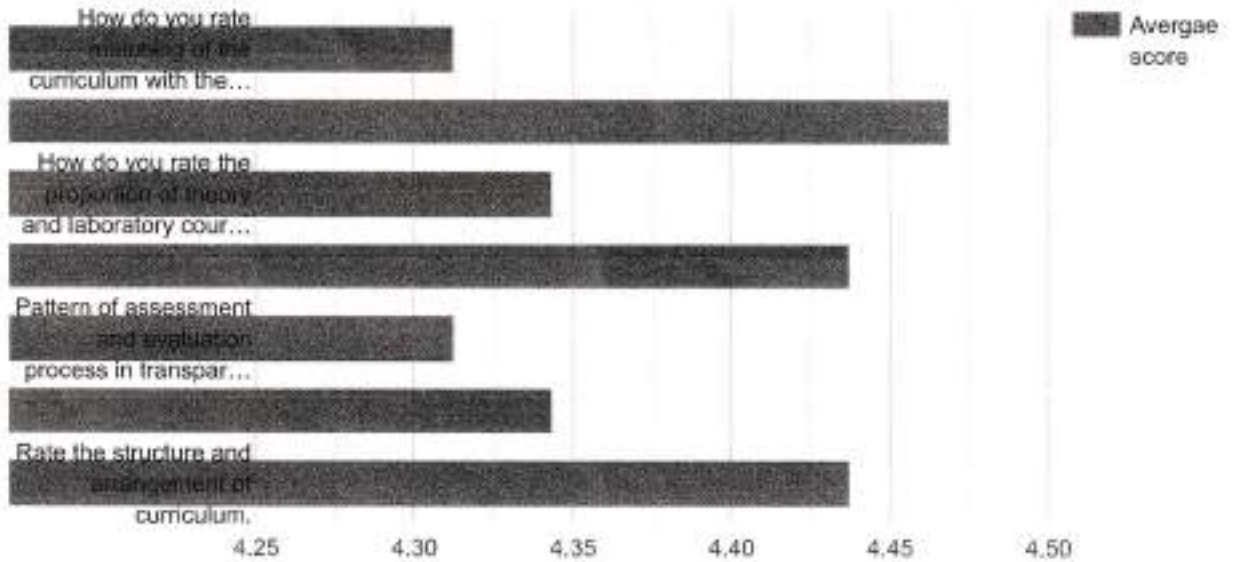
Response analysis



Average score:

Question	Average score
How do you rate matching of the curriculum with the current industry needs?	4.31
How do you rate the appropriateness of the course objectives and the content given in the syllabus?	4.47
How do you rate the proportion of theory and laboratory courses in the syllabus?	4.34
How do you rate the size and load of the syllabus?	4.44
Pattern of assessment and evaluation process in transparent.	4.31
Rate the relevance of the add-on courses.	4.34
Rate the structure and arrangement of curriculum.	4.44

Average score analysis



CONCLUSION

Feedback collection and analysis is a regular exercise conducted by IQAC for every semester. Feedback is analysed and Action Taken report is also prepared for each feedback. The corresponding details are also noted in the annual report.

IQAC Coordinator

Cordinator

IQAC

Prof.S.N.H. College
Farakka, Murshidabad

Principal
Prof. S.N.H. College
Farakka, Murshidabad

Institutional ambience feedback for Alumni for 2020-21

IQAC has conducted a feedback from all stakeholders as part of annual quality assurance activities. An analysis report is also created for every question.

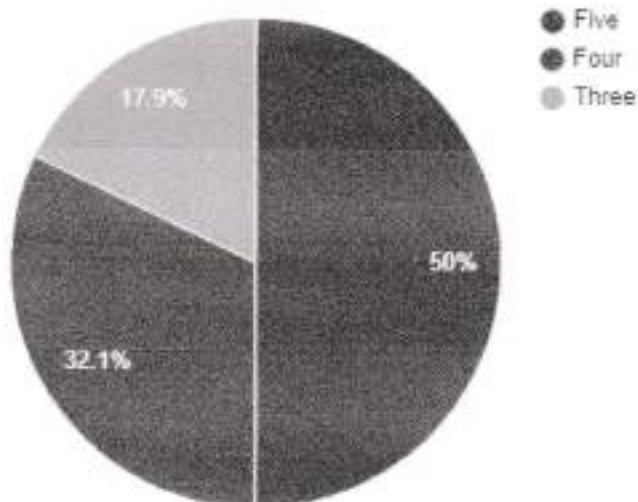
Recommendations are prepared based on the analysis report and forwarded to the management for further action.

The questionwise response analysis is presented below.

Question: Amenities and Assistance provided at the college Sports ground.

Rating	No. of responses
Five	14
Four	9
Three	5

Response analysis

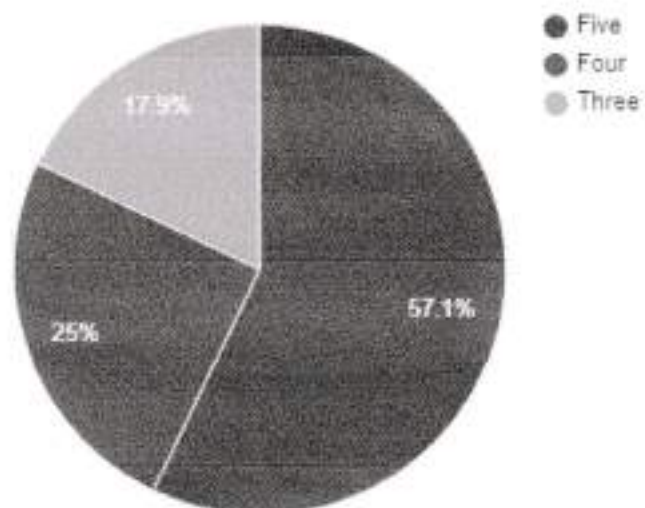



Principal
Prof. S.N.H. College
Farakka, Murshidabad

Question: Ample space and exposure for cultural and co-curricular activities.

Rating	No. of responses
Five	16
Four	7
Three	5

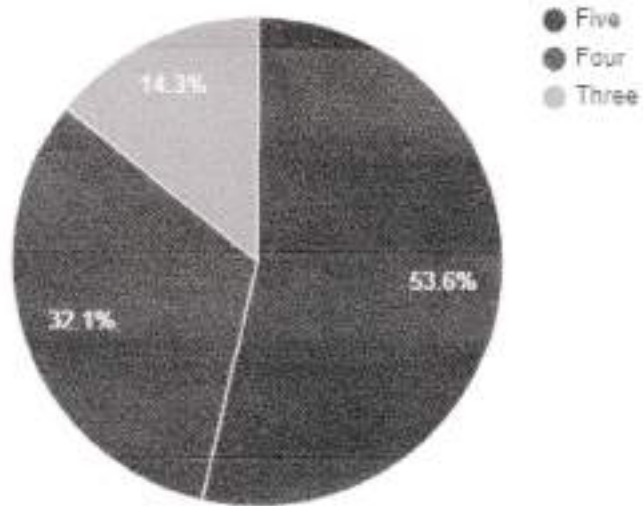
Response analysis



Question: How do you rate the ICT facilities provided by the institute in classrooms and laboratories?

Rating	No. of responses
Five	15
Four	9
Three	4

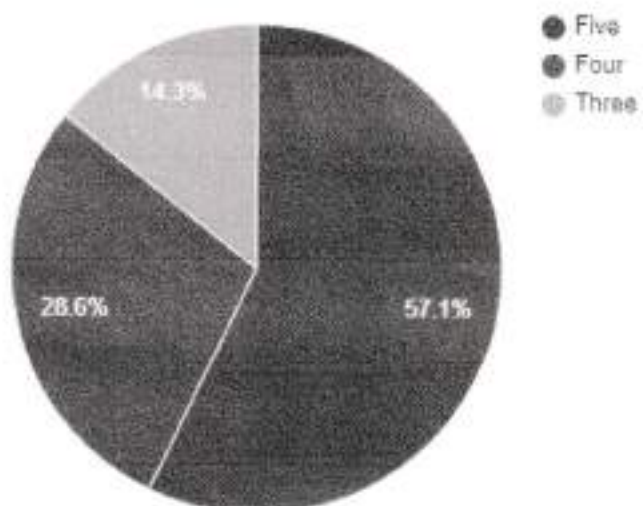
Response analysis



Question: How do you rate the overall ambience of the institute?

Rating	No. of responses
Five	16
Four	8
Three	4

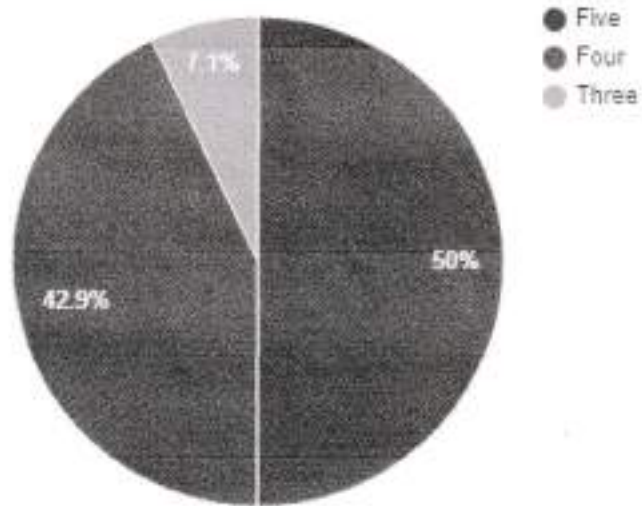
Response analysis



Question: Rate the library internet facility, computerized cataloguing with subscription to open access journals.

Rating	No. of responses
Five	14
Four	12
Three	2

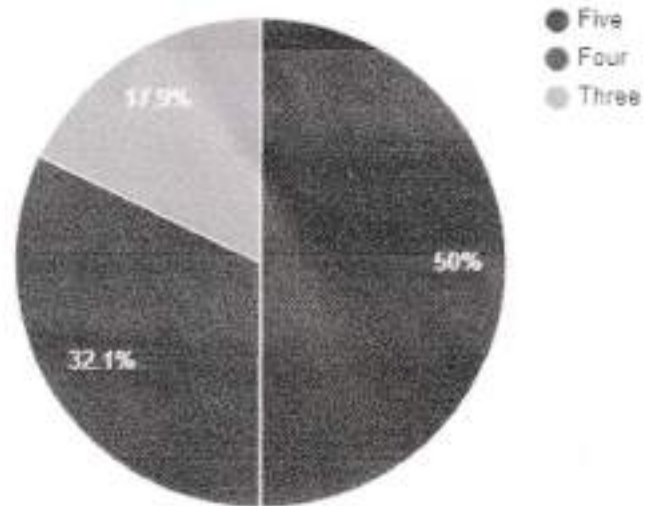
Response analysis



Question: Rate your satisfaction level with the safety of college premises (security personnel, CCTV facility, fire extinguisher etc).

Rating	No. of responses
Five	14
Four	9
Three	5

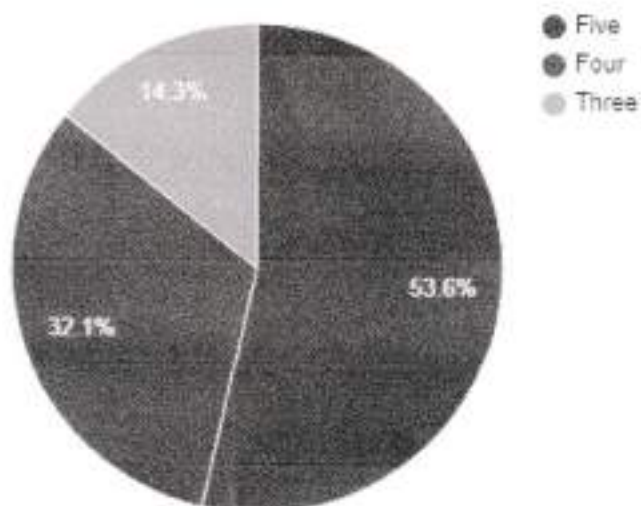
Response analysis



Question: The Campus offers a peaceful learning atmosphere.

Rating	No. of responses
Five	15
Four	9
Three	4

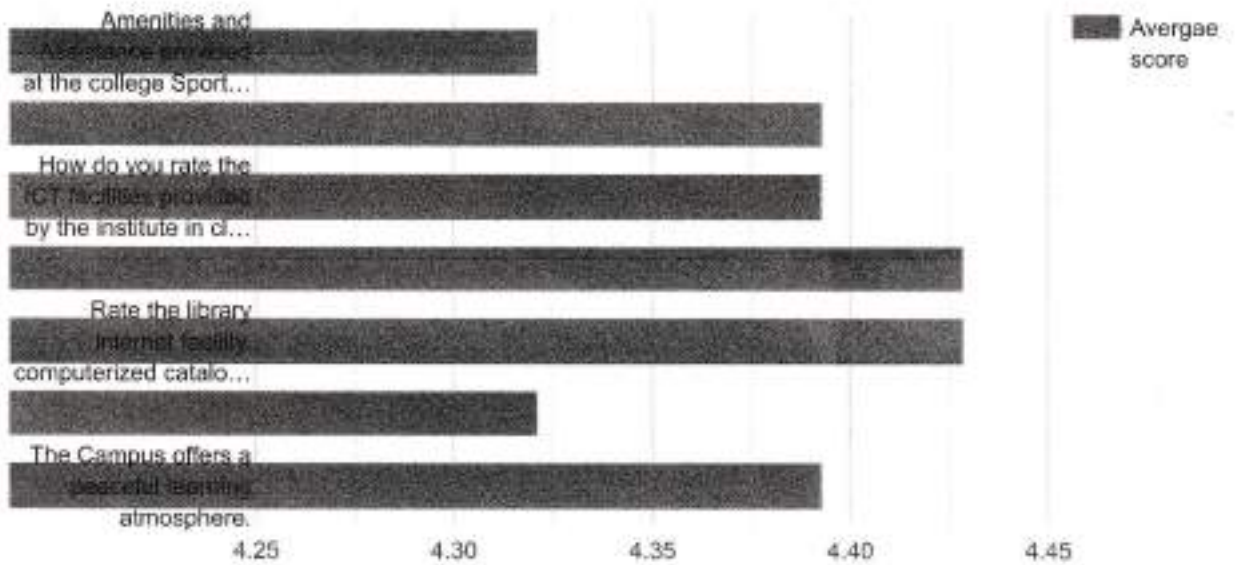
Response analysis



Average score:

Question	Average score
Amenities and Assistance provided at the college Sports ground.	4.32
Ample space and exposure for cultural and co-curricular activities.	4.39
How do you rate the ICT facilities provided by the institute in classrooms and laboratories?	4.39
How do you rate the overall ambience of the institute?	4.43
Rate the library internet facility, computerized cataloguing with subscription to open access journals.	4.43
Rate your satisfaction level with the safety of college premises (security personnel, CCTV facility, fire extinguisher etc).	4.32
The Campus offers a peaceful learning atmosphere.	4.39

Average score analysis



Conclusion

Feedback collection and analysis is a regular exercise conducted by IQAC for every semester. Feedback is analysed and Action Taken report is also prepared for each feedback. The corresponding details are also noted in the annual report.

IQAC Coordinator
Cordinator
IQAC
Prof.S.N.H. College
Farakka, Murshidabad

Principal
Prof. S.N.H. College
Farakka, Murshidabad

Institutional ambience feedback for Employer for 2020-21

IQAC has conducted a feedback from all stakeholders as part of annual quality assurance activities. An analysis report is also created for every question.

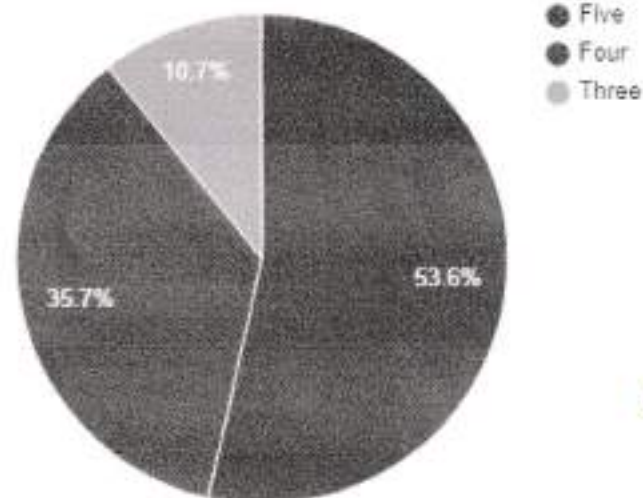
Recommendations are prepared based on the analysis report and forwarded to the management for further action.

The questionwise response analysis is presented below.

Question: Amenities and Assistance provided at the college Sports ground.

Rating	No. of responses
Five	15
Four	10
Three	3

Response analysis

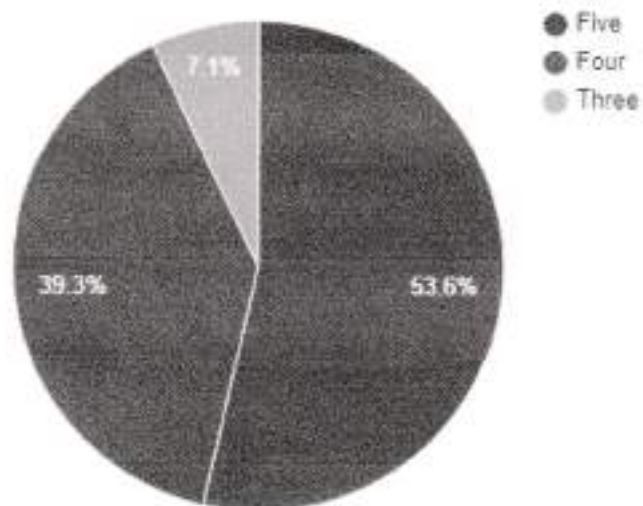



Principal
Prof. S.N.H. College
Farakka, Murshidabad

Question: Ample space and exposure for cultural and co-curricular activities.

Rating	No. of responses
Five	15
Four	11
Three	2

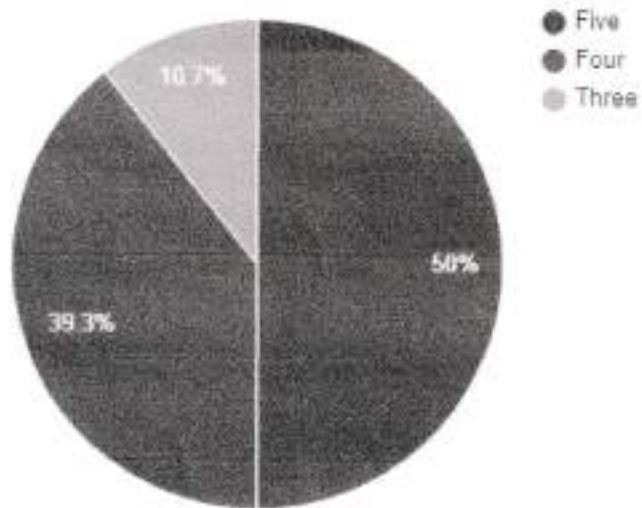
Response analysis



Question: How do you rate the ICT facilities provided by the institute in classrooms and laboratories?

Rating	No. of responses
Five	14
Four	11
Three	3

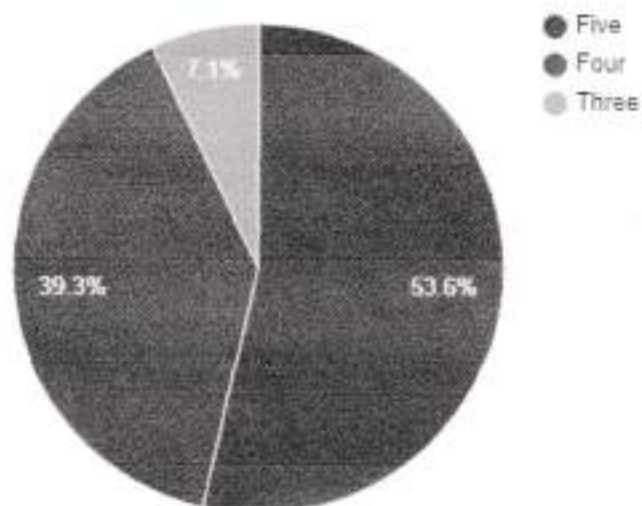
Response analysis



Question: How do you rate the overall ambience of the institute?

Rating	No. of responses
Five	15
Four	11
Three	2

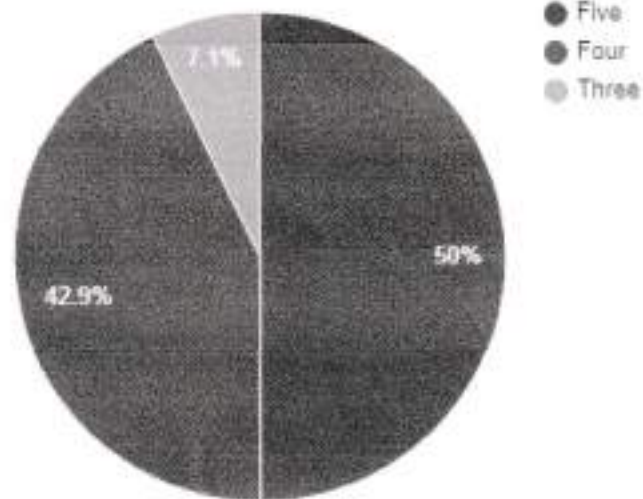
Response analysis



Question: Rate the library internet facility, computerized cataloguing with subscription to open access journals.

Rating	No. of responses
Five	14
Four	12
Three	2

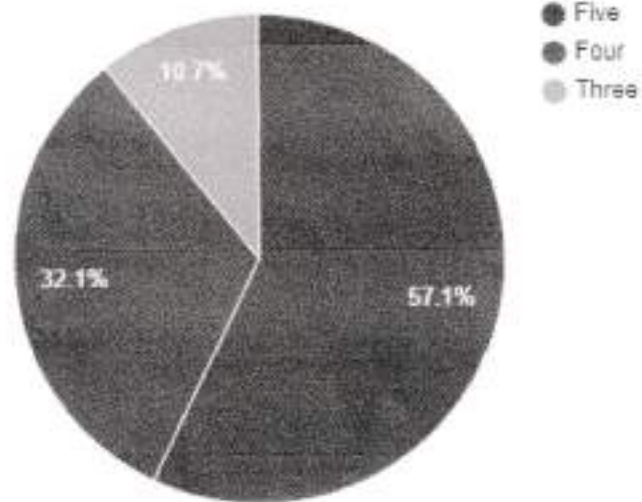
Response analysis



Question: Rate your satisfaction level with the safety of college premises (security personnel, CCTV facility, fire extinguisher etc).

Rating	No. of responses
Five	16
Four	9
Three	3

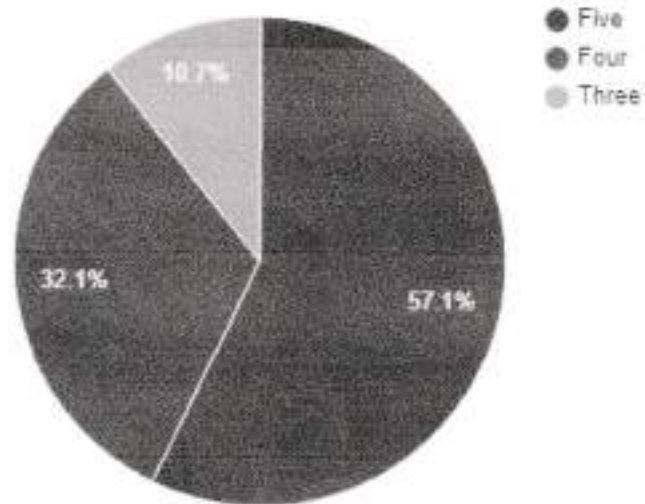
Response analysis



Question: The Campus offers a peaceful learning atmosphere.

Rating	No. of responses
Five	16
Four	9
Three	3


Response analysis



Average score:

Question	Average score
Amenities and Assistance provided at the college Sports ground.	4.43
Ample space and exposure for cultural and co-curricular activities.	4.46
How do you rate the ICT facilities provided by the institute in classrooms and laboratories?	4.39
How do you rate the overall ambience of the institute?	4.46
Rate the library internet facility, computerized cataloguing with subscription to open access journals.	4.43
Rate your satisfaction level with the safety of college premises (security personnel, CCTV facility, fire extinguisher etc).	4.46
The Campus offers a peaceful learning atmosphere.	4.46

Average score analysis



Conclusion

Feedback collection and analysis is a regular exercise conducted by IQAC for every semester. Feedback is analysed and Action Taken report is also prepared for each feedback. The corresponding details are also noted in the annual report.

IQAC Coordinator
Cordinator
IQAC
Prof.S.N.H. College
Farakka, Murshidabad

Principal
Principal
Prof. S.N.H. College
Farakka, Murshidabad

Academic performance feedback for Faculty for 2020-21

IQAC has conducted a feedback from all stakeholders as part of annual quality assurance activities. An analysis report is also created for every question.

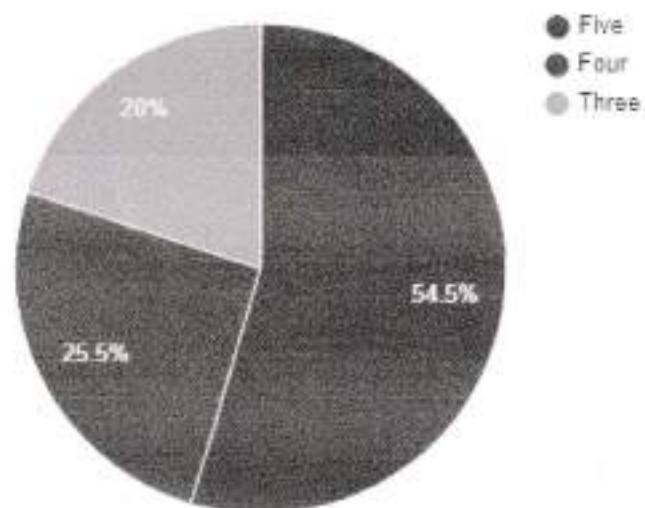
Recommendations are prepared based on the analysis report and forwarded to the management for further action.

The questionwise response analysis is presented below.

Question: How do you rate matching of the curriculum with the current industry needs?

Rating	No. of responses
Five	30
Four	14
Three	11

Response analysis

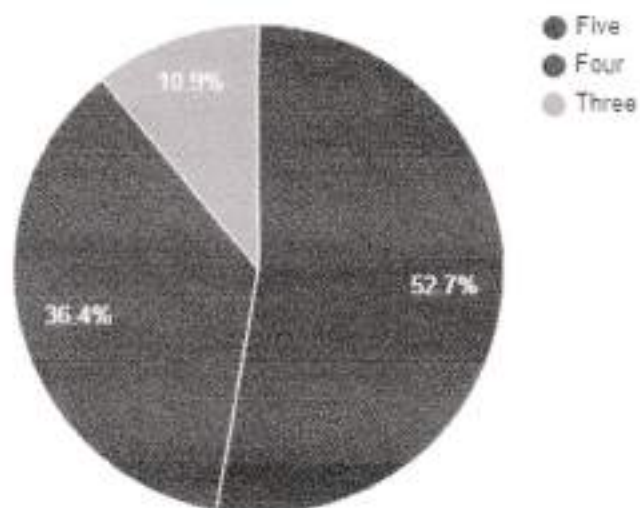



Principal
Prof. S.N.H. College
Farakka, Murshidabad

Question: How do you rate the appropriateness of the course objectives and the content given in the syllabus?

Rating	No. of responses
Five	29
Four	20
Three	6

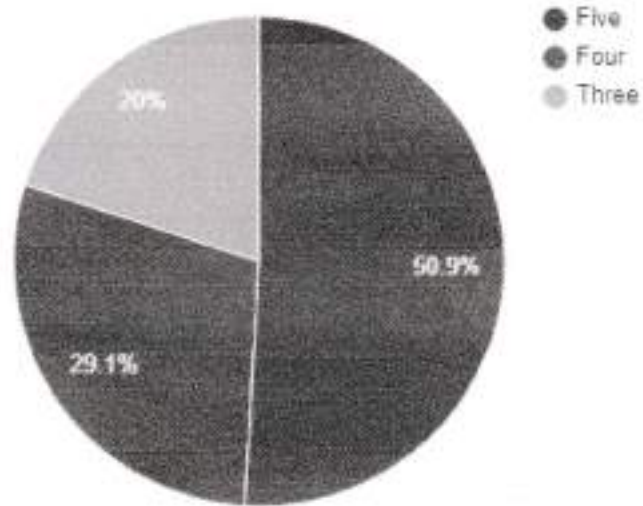
Response analysis



Question: How do you rate the proportion of theory and laboratory courses in the syllabus?

Rating	No. of responses
Five	28
Four	16
Three	11

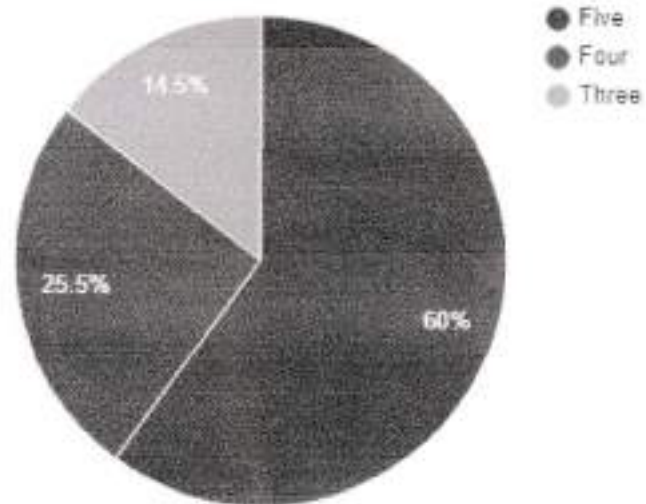
Response analysis



Question: How do you rate the size and load of the syllabus?

Rating	No. of responses
Five	33
Four	14
Three	8

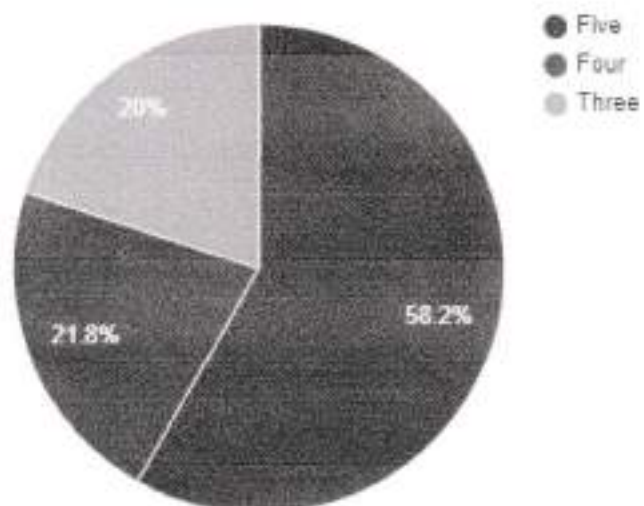
Response analysis



Question: Pattern of assessment and evaluation process in transparent.

Rating	No. of responses
Five	32
Four	12
Three	11

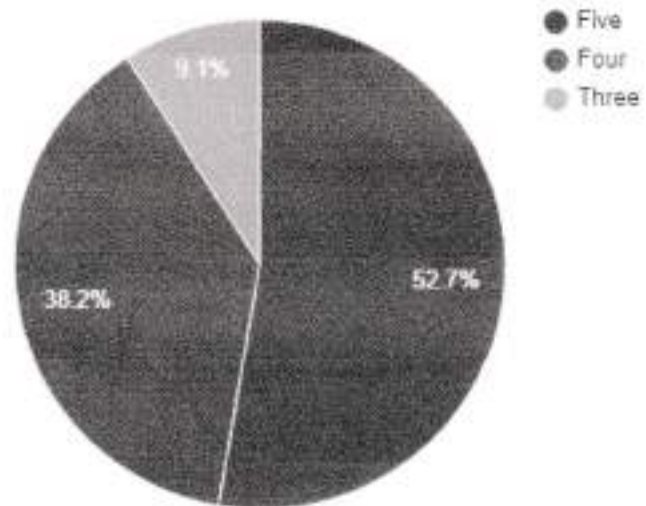
Response analysis



Question: Rate the relevance of the addon courses.

Rating	No. of responses
Five	29
Four	21
Three	5

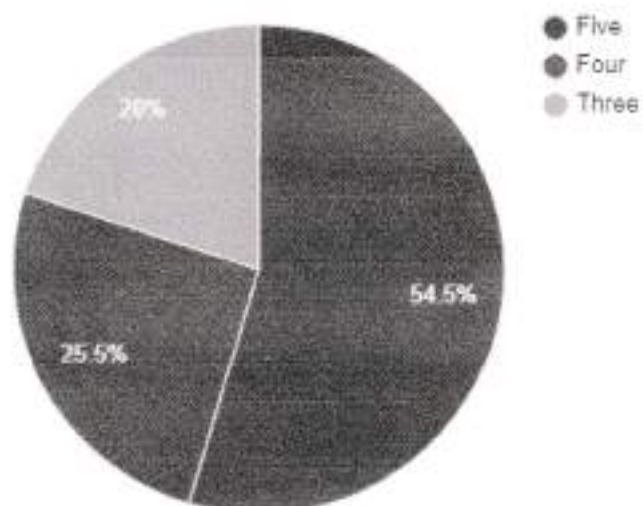
Response analysis



Question: Rate the structure and arrangement of curriculum.

Rating	No. of responses
Five	30
Four	14
Three	11

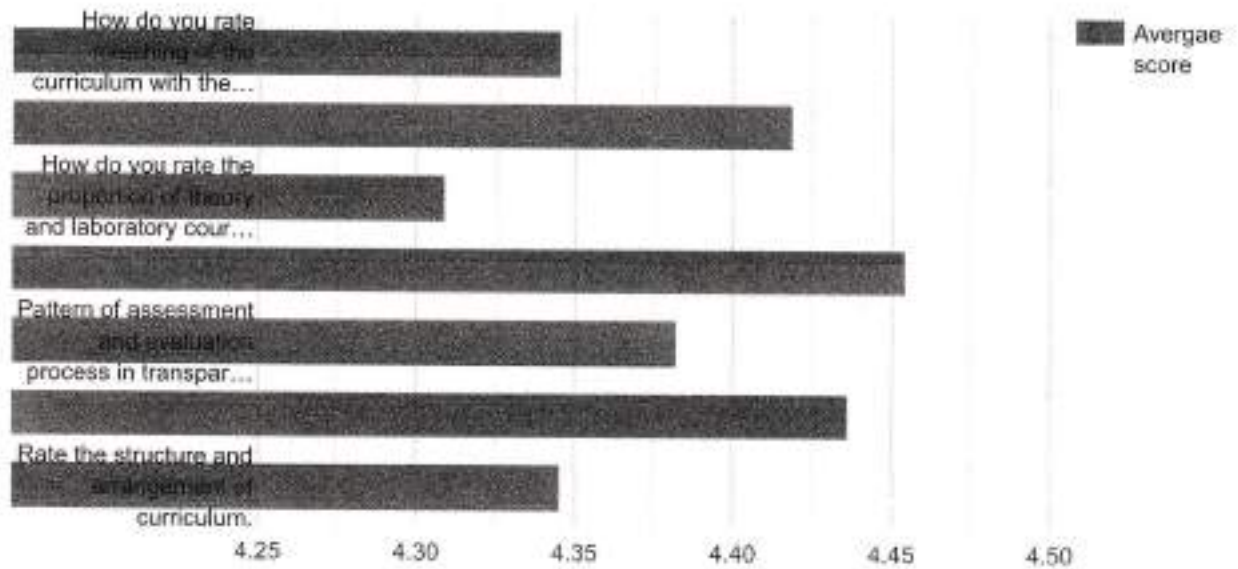
Response analysis



Average score:

Question	Average score
How do you rate matching of the curriculum with the current industry needs?	4.35
How do you rate the appropriateness of the course objectives and the content given in the syllabus?	4.42
How do you rate the proportion of theory and laboratory courses in the syllabus?	4.31
How do you rate the size and load of the syllabus?	4.45
Pattern of assessment and evaluation process in transparent.	4.38
Rate the relevance of the add-on courses.	4.44
Rate the structure and arrangement of curriculum.	4.35

Average score analysis



CONCLUSION

Feedback collection and analysis is a regular exercise conducted by IQAC for every semester. Feedback is analysed and Action Taken report is also prepared for each feedback. The corresponding details are also noted in the annual report.

IQAC Coordinator

Cordinator
IQAC

Prof.S.N.H. College
Farakka, Murshidabad

Principal
Prof. S.N.H. College
Farakka, Murshidabad

Academic performance feedback for Employer for 2020-21

IQAC has conducted a feedback from all stakeholders as part of annual quality assurance activities. An analysis report is also created for every question.

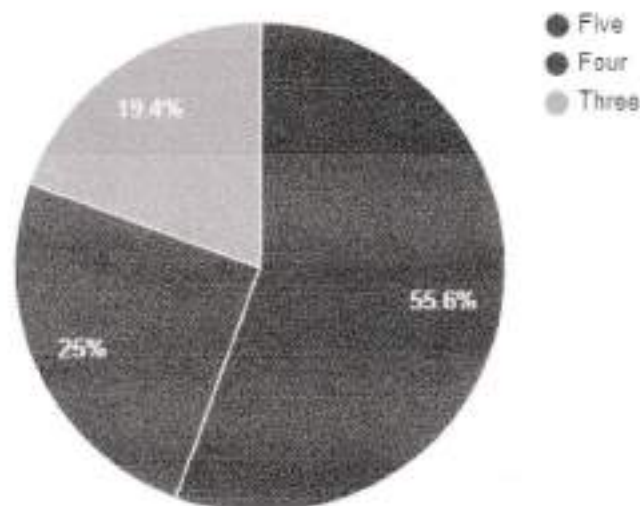
Recommendations are prepared based on the analysis report and forwarded to the management for further action.

The questionwise response analysis is presented below.

Question: How do you rate matching of the curriculum with the current industry needs?

Rating	No. of responses
Five	20
Four	9
Three	7

Response analysis

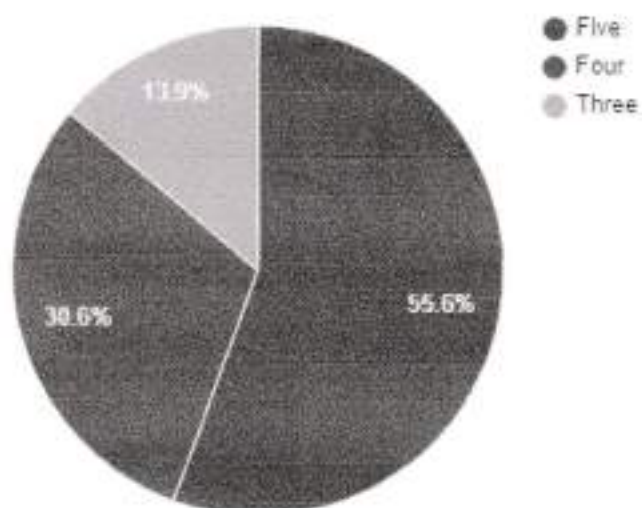


S. N. H.
Principal
Prof. S.N.H. College
Farakka, Murshidabad

Question: How do you rate the appropriateness of the course objectives and the content given in the syllabus?

Rating	No. of responses
Five	20
Four	11
Three	5

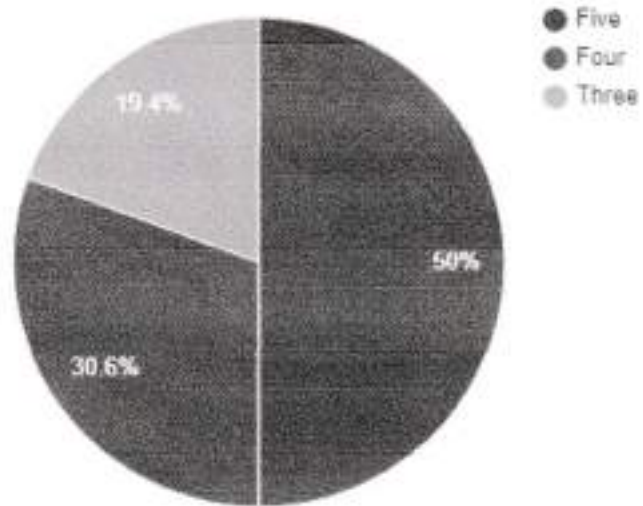
Response analysis



Question: How do you rate the proportion of theory and laboratory courses in the syllabus?

Rating	No. of responses
Five	18
Four	11
Three	7

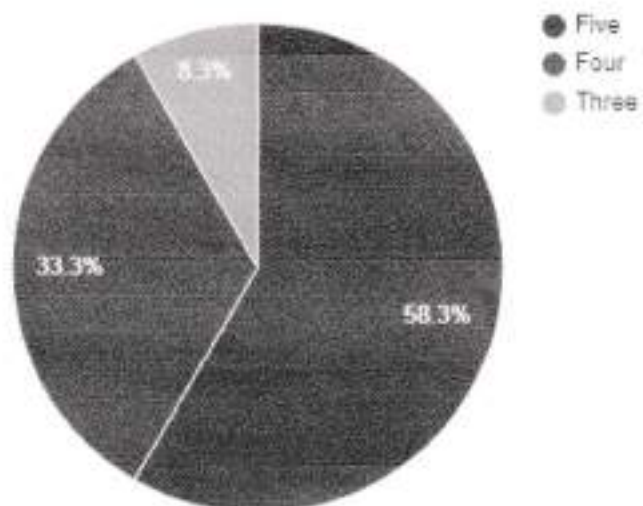
Response analysis



Question: How do you rate the size and load of the syllabus?

Rating	No. of responses
Five	21
Four	12
Three	3

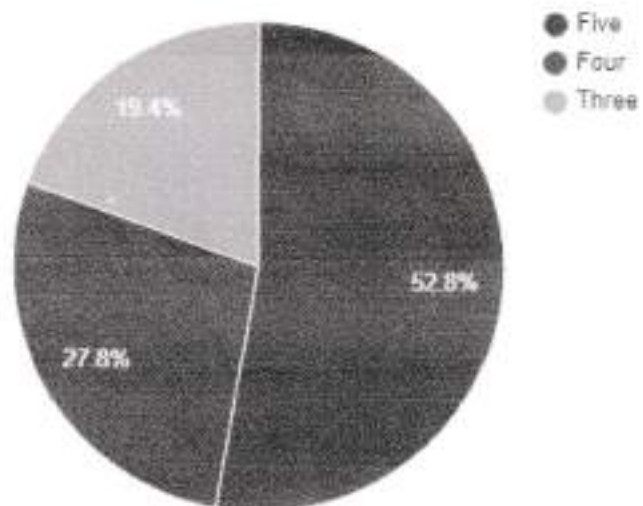
Response analysis



Question: Pattern of assessment and evaluation process in transparent.

Rating	No. of responses
Five	19
Four	10
Three	7

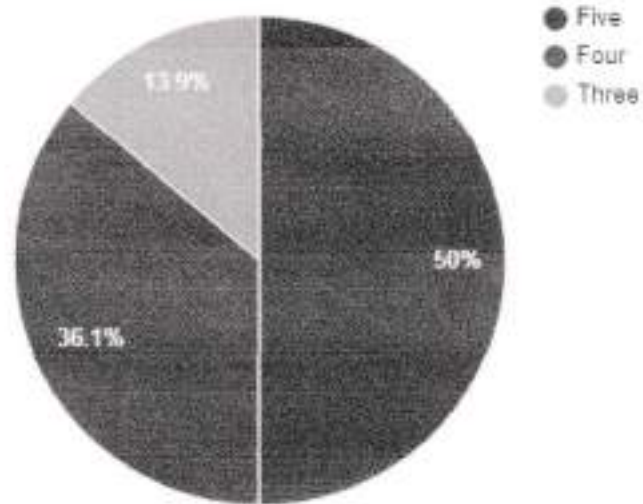
Response analysis



Question: Rate the relevance of the addon courses.

Rating	No. of responses
Five	18
Four	13
Three	5

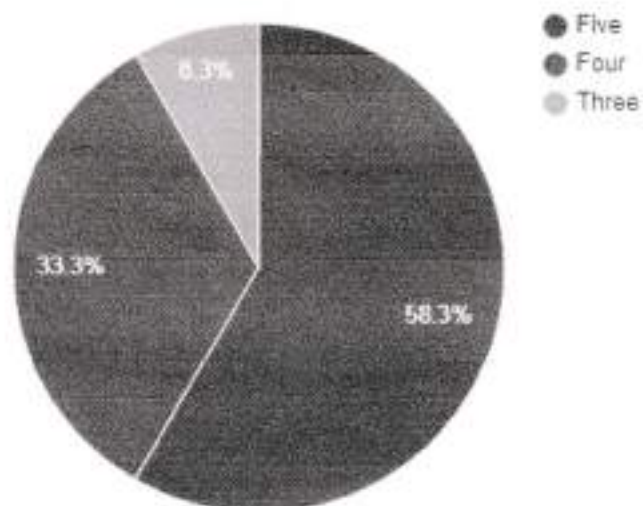
Response analysis



Question: Rate the structure and arrangement of curriculum.

Rating	No. of responses
Five	21
Four	12
Three	3

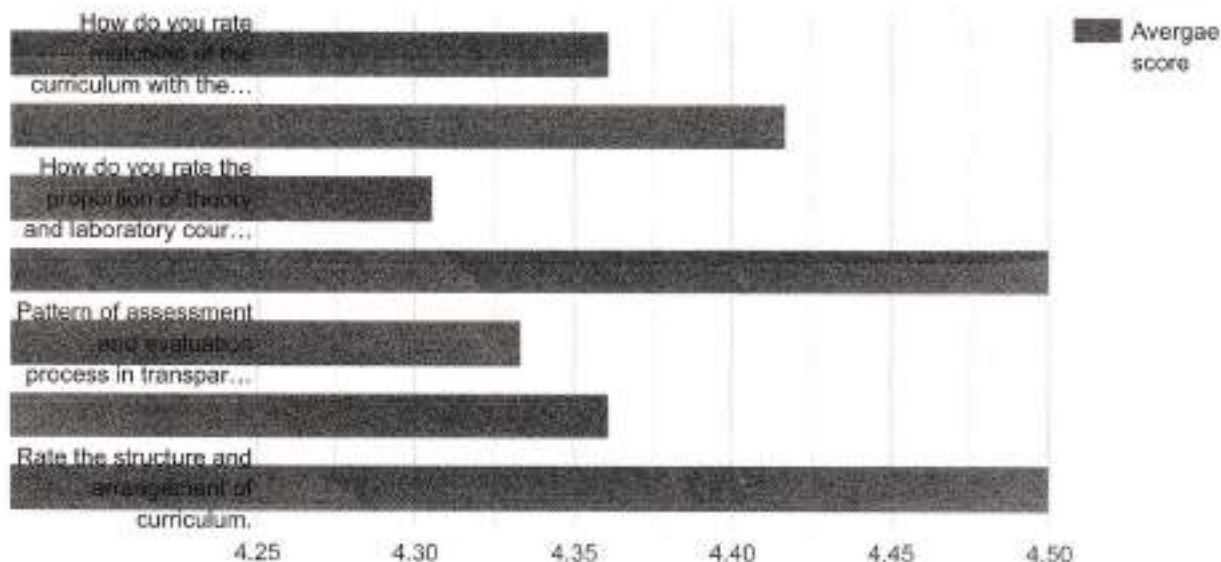
Response analysis



Average score:

Question	Average score
How do you rate matching of the curriculum with the current industry needs?	4.36
How do you rate the appropriateness of the course objectives and the content given in the syllabus?	4.42
How do you rate the proportion of theory and laboratory courses in the syllabus?	4.31
How do you rate the size and load of the syllabus?	4.50
Pattern of assessment and evaluation process in transparent.	4.33
Rate the relevance of the add-on courses.	4.36
Rate the structure and arrangement of curriculum.	4.50

Average score analysis



CONCLUSION

Feedback collection and analysis is a regular exercise conducted by IQAC for every semester. Feedback is analysed and Action Taken report is also prepared for each feedback. The corresponding details are also noted in the annual report.

S. Bhatta

IQAC Coordinator

Cordinator
IQAC
Prof. S.N.H. College
Farakka, Murshidabad

[Signature]

Principal
Prof. S.N.H. College
Farakka, Murshidabad

Academic performance feedback for Student for 2020-21

IQAC has conducted a feedback from all stakeholders as part of annual quality assurance activities. An analysis report is also created for every question.

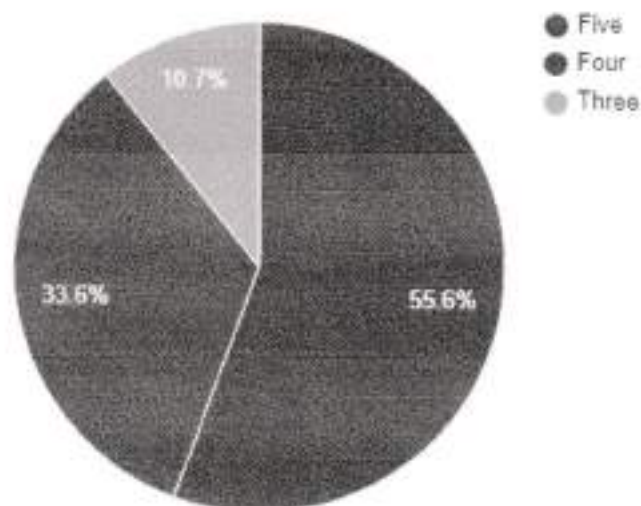
Recommendations are prepared based on the analysis report and forwarded to the management for further action.

The questionwise response analysis is presented below.

Question: How do you rate matching of the curriculum with the current industry needs?

Rating	No. of responses
Five	513
Four	310
Three	99

Response analysis




Principal
Prof. S.N.H. College
Farakka, Murshidabad

Academic performance feedback for Student for 2020-21

IQAC has conducted a feedback from all stakeholders as part of annual quality assurance activities. An analysis report is also created for every question.

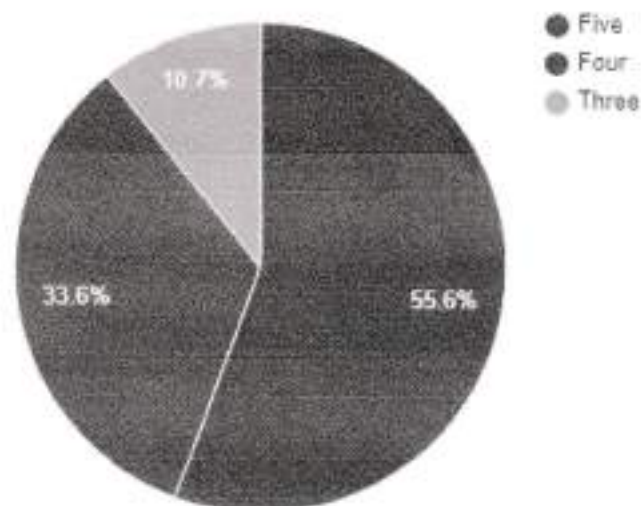
Recommendations are prepared based on the analysis report and forwarded to the management for further action.

The questionwise response analysis is presented below.

Question: How do you rate matching of the curriculum with the current industry needs?

Rating	No. of responses
Five	513
Four	310
Three	99

Response analysis

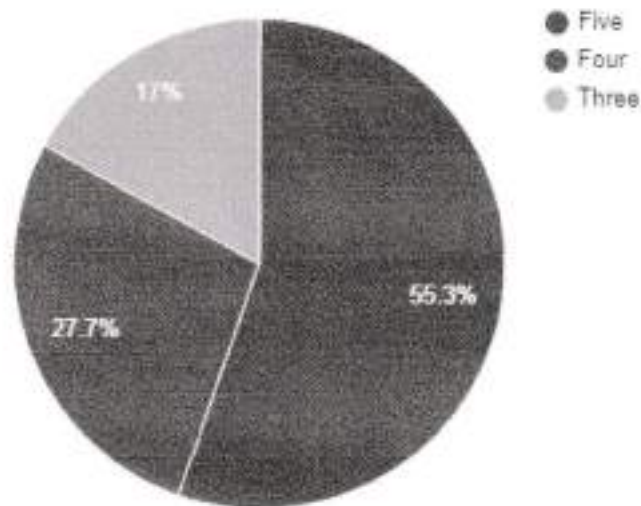



Principal
Prof. S.N.H. College
Farakka, Murshidabad

Question: How do you rate the appropriateness of the course objectives and the content given in the syllabus?

Rating	No. of responses
Five	510
Four	255
Three	157

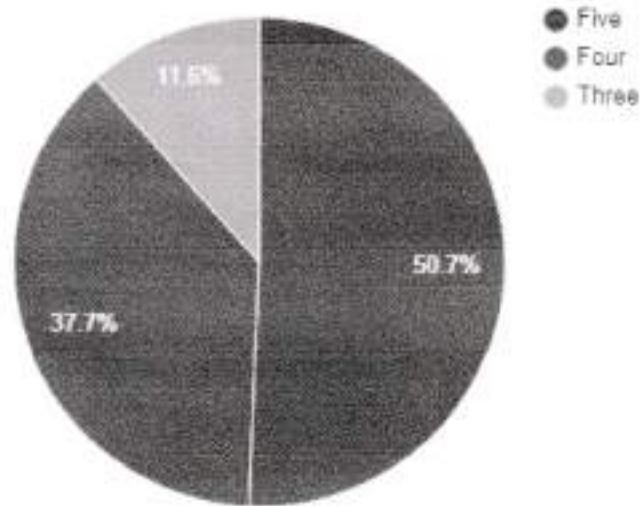
Response analysis



Question: How do you rate the proportion of theory and laboratory courses in the syllabus?

Rating	No. of responses
Five	467
Four	348
Three	107

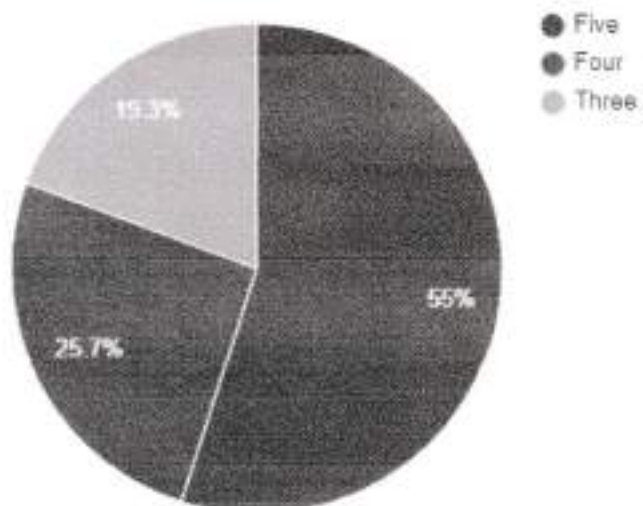
Response analysis



Question: How do you rate the size and load of the syllabus?

Rating	No. of responses
Five	507
Four	237
Three	178

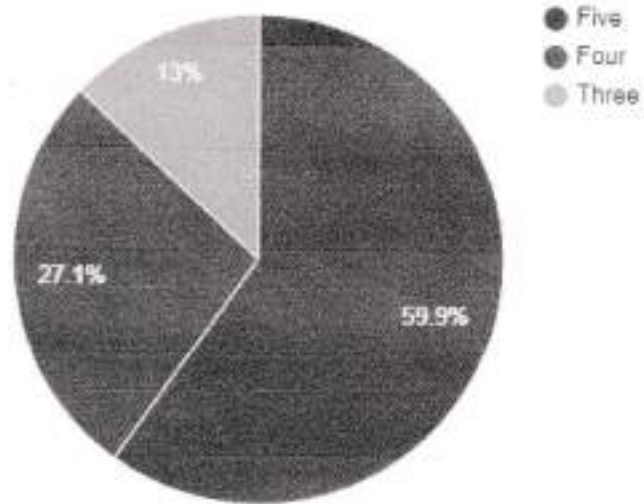
Response analysis



Question: Pattern of assessment and evaluation process in transparent.

Rating	No. of responses
Five	552
Four	250
Three	120

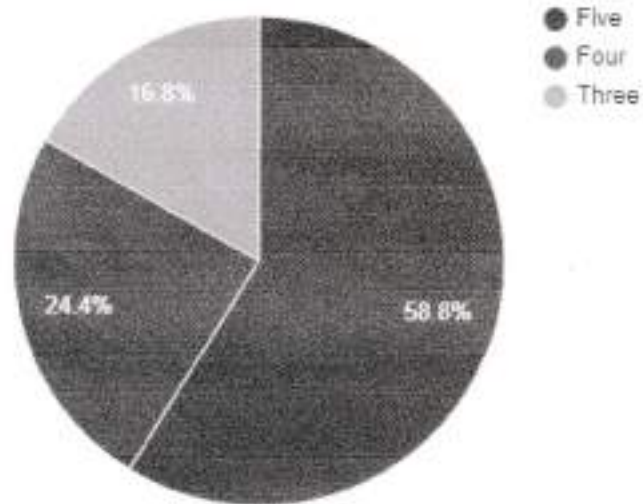
Response analysis



Question: Rate the relevance of the addon courses.

Rating	No. of responses
Five	542
Four	225
Three	155

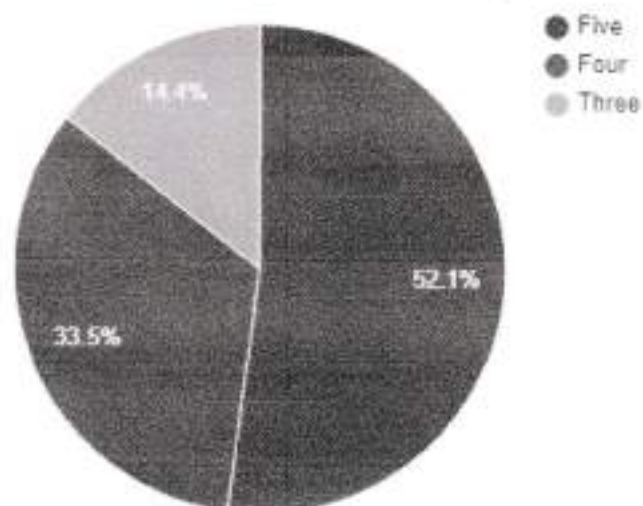
Response analysis



Question: Rate the structure and arrangement of curriculum.

Rating	No. of responses
Five	480
Four	309
Three	133

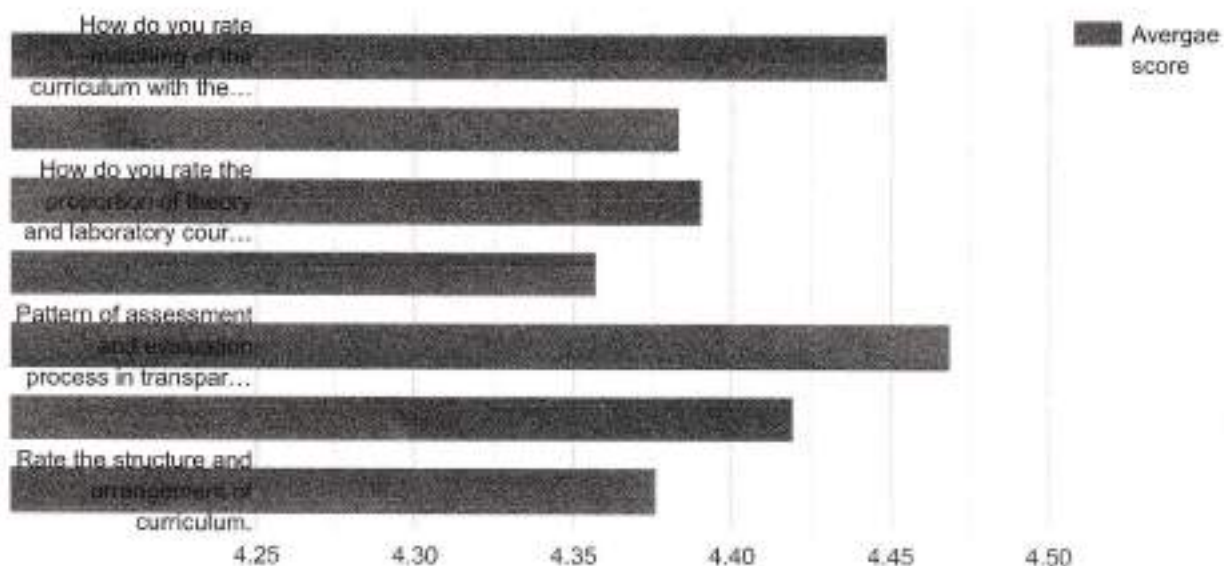
Response analysis



Average score:

Question	Average score
How do you rate matching of the curriculum with the current industry needs?	4.45
How do you rate the appropriateness of the course objectives and the content given in the syllabus?	4.38
How do you rate the proportion of theory and laboratory courses in the syllabus?	4.39
How do you rate the size and load of the syllabus?	4.36
Pattern of assessment and evaluation process in transparent.	4.47
Rate the relevance of the addon courses.	4.42
Rate the structure and arrangement of curriculum.	4.38

Average score analysis



CONCLUSION

Feedback collection and analysis is a regular exercise conducted by IQAC for every semester. Feedback is analysed and Action Taken report is also prepared for each feedback. The corresponding details are also noted in the annual report.

IQAC Coordinator

**Cordinator
IQAC**

Prof.S.N.H. College
Farakka, Murshidabad

Principal
Prof. S.N.H. College
Farakka, Murshidabad

Academic performance feedback for Alumni for 2020-21

IQAC has conducted a feedback from all stakeholders as part of annual quality assurance activities. An analysis report is also created for every question.

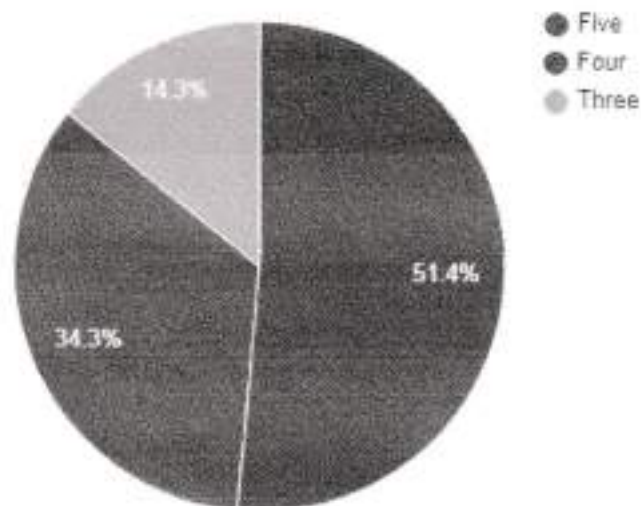
Recommendations are prepared based on the analysis report and forwarded to the management for further action.

The questionwise response analysis is presented below.

Question: How do you rate matching of the curriculum with the current industry needs?

Rating	No. of responses
Five	18
Four	12
Three	5

Response analysis

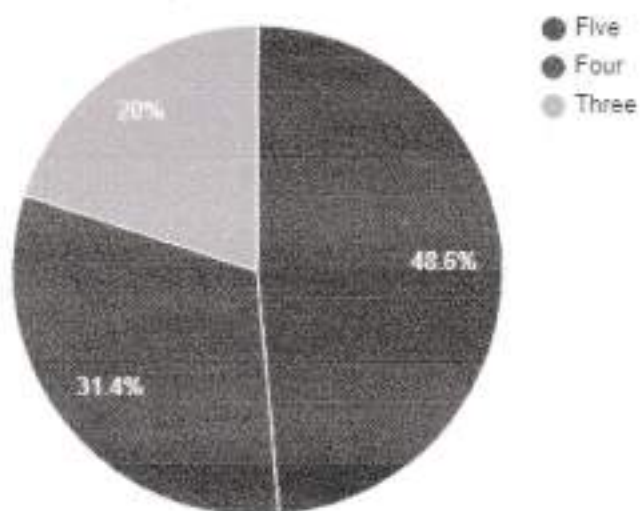



Principal
Prof. S.N.H. College
Farakka, Murshidabad

Question: How do you rate the appropriateness of the course objectives and the content given in the syllabus?

Rating	No. of responses
Five	17
Four	11
Three	7

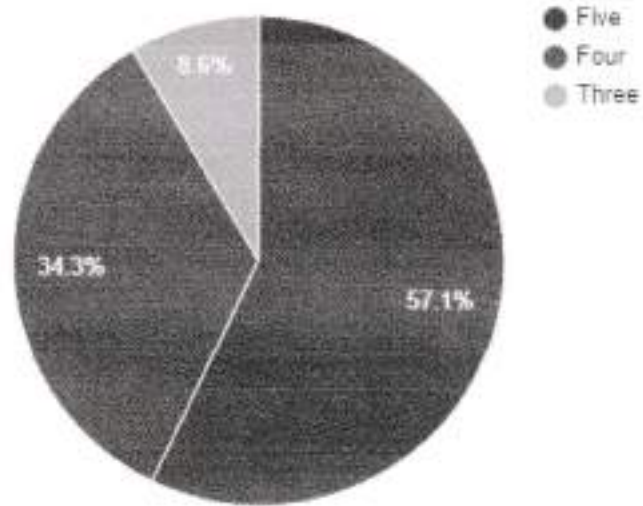
Response analysis



Question: How do you rate the proportion of theory and laboratory courses in the syllabus?

Rating	No. of responses
Five	20
Four	12
Three	3

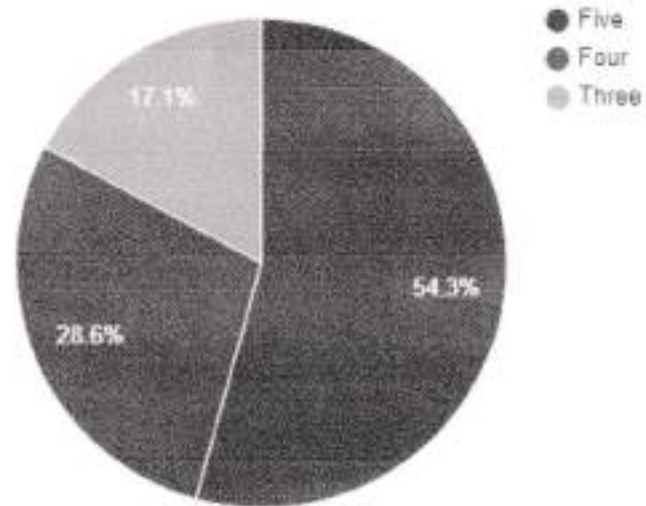
Response analysis



Question: How do you rate the size and load of the syllabus?

Rating	No. of responses
Five	19
Four	10
Three	6

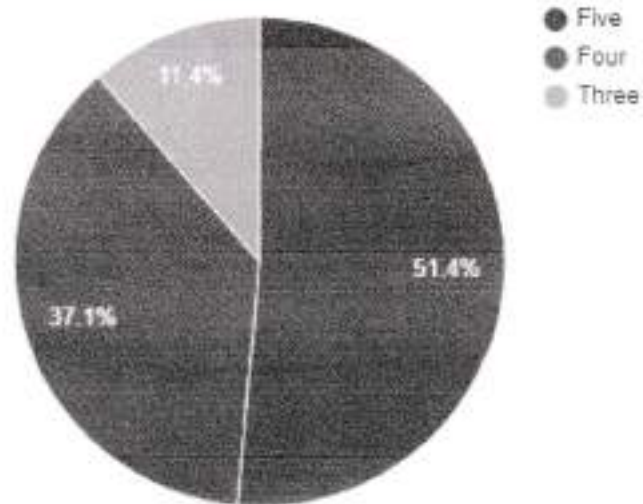
Response analysis



Question: Pattern of assessment and evaluation process in transparent.

Rating	No. of responses
Five	18
Four	13
Three	4

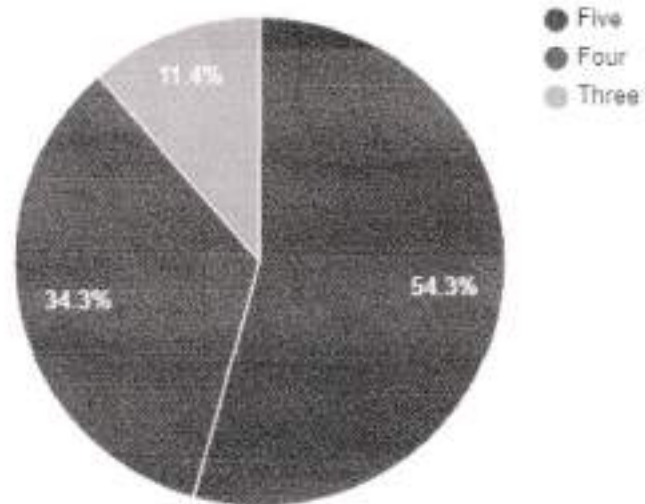
Response analysis



Question: Rate the relevance of the add-on courses.

Rating	No. of responses
Five	19
Four	12
Three	4

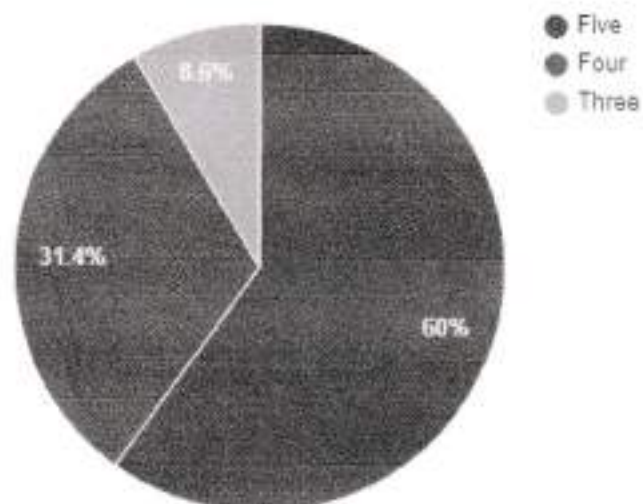
Response analysis



Question: Rate the structure and arrangement of curriculum.

Rating	No. of responses
Five	21
Four	11
Three	3


Response analysis



Average score:

Question	Average score
How do you rate matching of the curriculum with the current industry needs?	4.37
How do you rate the appropriateness of the course objectives and the content given in the syllabus?	4.29
How do you rate the proportion of theory and laboratory courses in the syllabus?	4.49
How do you rate the size and load of the syllabus?	4.37
Pattern of assessment and evaluation process is transparent.	4.40
Rate the relevance of the add-on courses.	4.43
Rate the structure and arrangement of curriculum.	4.51

Average score analysis



CONCLUSION

Feedback collection and analysis is a regular exercise conducted by IQAC for every semester. Feedback is analysed and Action Taken report is also prepared for each feedback. The corresponding details are also noted in the annual report.

S. Datta

IQAC Coordinator
Cordinator
IQAC
Prof. S.N.H. College
Farakka, Murshidabad

S. Datta
Principal
Prof. S.N.H. College
Farakka, Murshidabad

Institutional ambience feedback for Faculty for 2020-21

IQAC has conducted a feedback from all stakeholders as part of annual quality assurance activities. An analysis report is also created for every question.

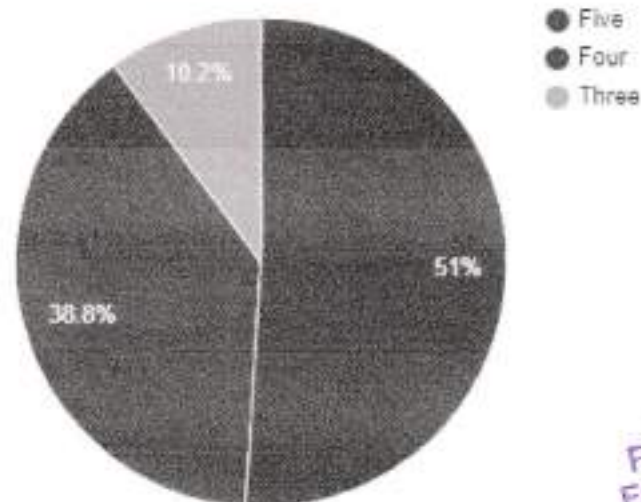
Recommendations are prepared based on the analysis report and forwarded to the management for further action.

The questionwise response analysis is presented below.

Question: Amenities and Assistance provided at the college Sports ground.

Rating	No. of responses
Five	25
Four	19
Three	5

Response analysis

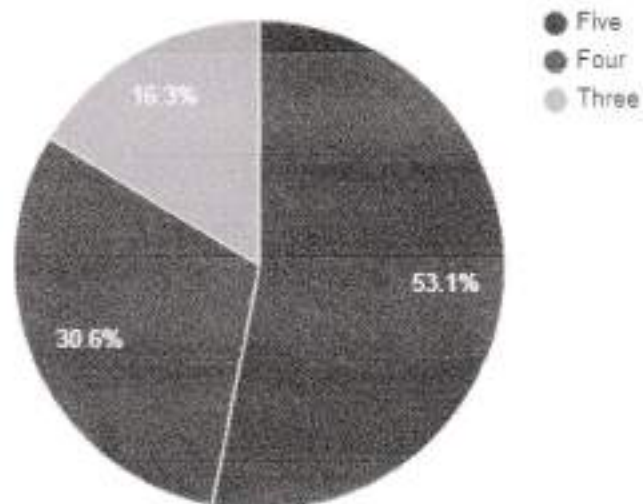


[Signature]
Principal
Prof. S.N.H. College
Farakka, Murshidabad

Question: Ample space and exposure for cultural and co-curricular activities.

Rating	No. of responses
Five	26
Four	15
Three	8

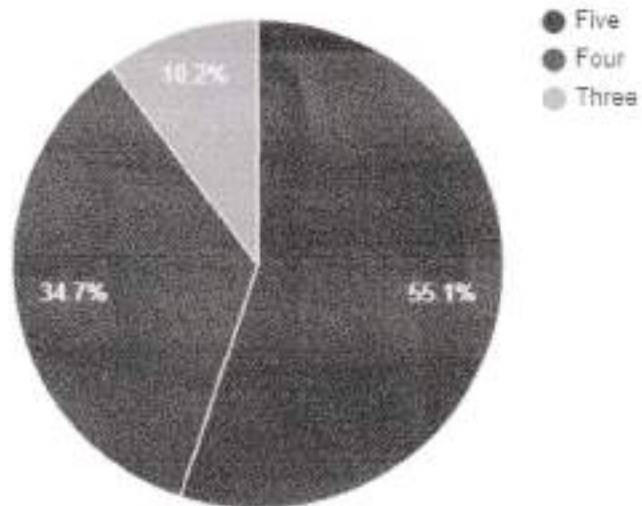
Response analysis



Question: How do you rate the ICT facilities provided by the institute in classrooms and laboratories?

Rating	No. of responses
Five	27
Four	17
Three	5

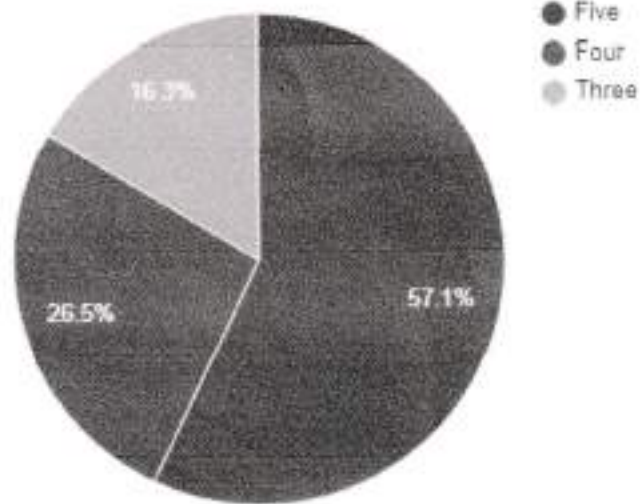
Response analysis



Question: How do you rate the overall ambience of the institute?

Rating	No. of responses
Five	28
Four	13
Three	8

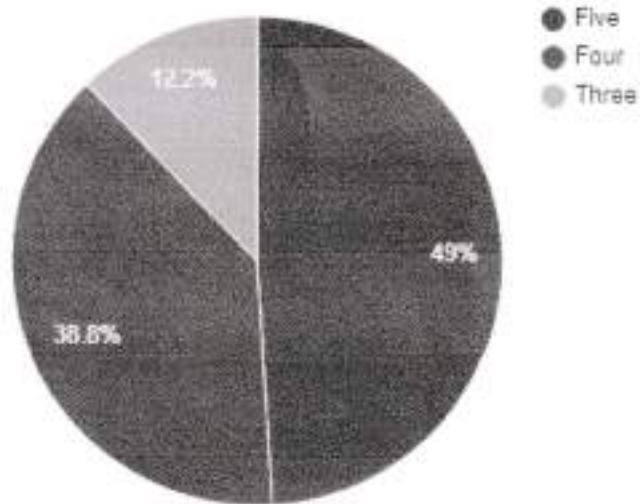
Response analysis



Question: Rate the library internet facility, computerized cataloguing with subscription to open access journals.

Rating	No. of responses
Five	24
Four	19
Three	6

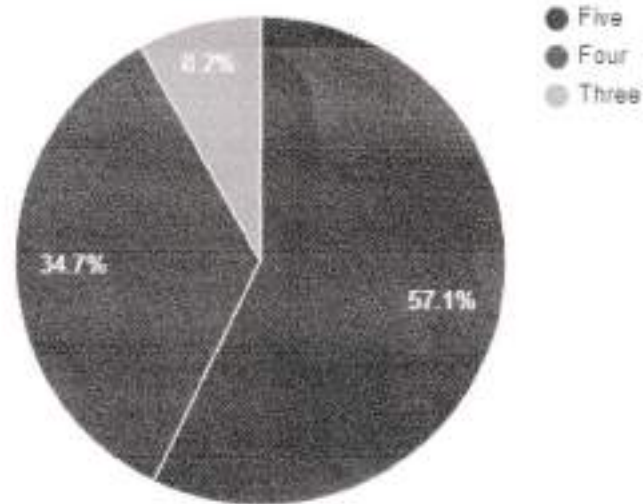
Response analysis



Question: Rate your satisfaction level with the safety of college premises (security personnel, CCTV facility, fire extinguisher etc).

Rating	No. of responses
Five	28
Four	17
Three	4

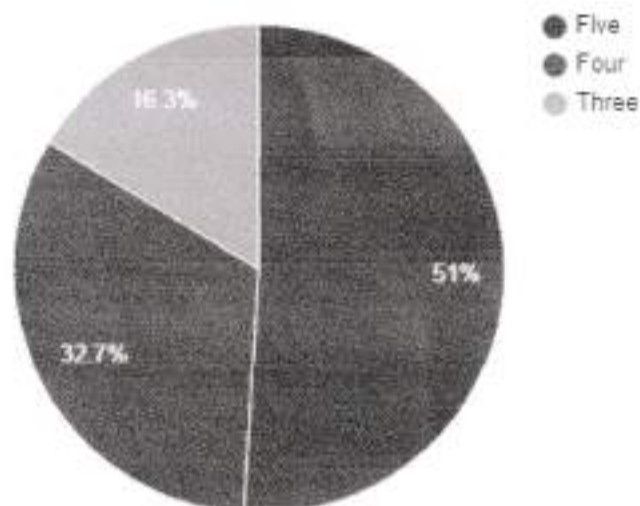
Response analysis



Question: The Campus offers a peaceful learning atmosphere.

Rating	No. of responses
Five	25
Four	16
Three	8

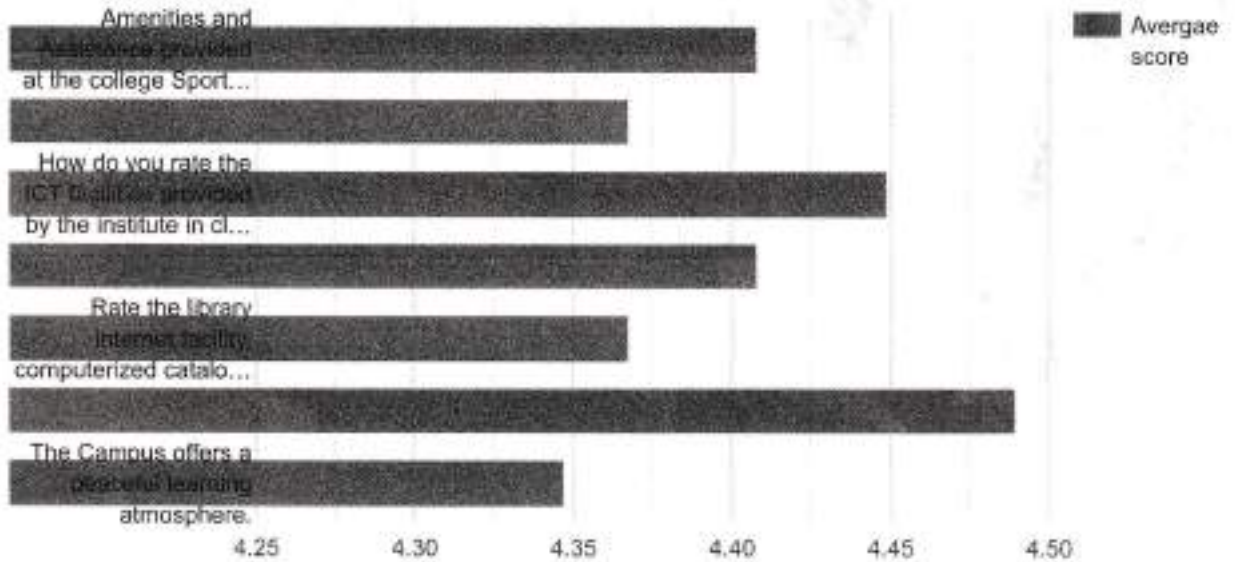
Response analysis



Average score:

Question	Average score
Amenities and Assistance provided at the college Sports ground.	4.41
Ample space and exposure for cultural and co-curricular activities.	4.37
How do you rate the ICT facilities provided by the institute in classrooms and laboratories?	4.45
How do you rate the overall ambience of the institute?	4.41
Rate the library internet facility, computerized cataloguing with subscription to open access journals.	4.37
Rate your satisfaction level with the safety of college premises (security personnel, CCTV facility, fire extinguisher etc).	4.49
The Campus offers a peaceful learning atmosphere.	4.35

Average score analysis



Conclusion

Feedback collection and analysis is a regular exercise conducted by IQAC for every semester. Feedback is analysed and Action Taken report is also prepared for each feedback. The corresponding details are also noted in the annual report.

S Datta

IQAC Coordinator

Cordinator
IQAC
Prof.S.N.H. College
Farakka, Murshidabad

[Signature]
Principal
Prof. S.N.H. College
Farakka, Murshidabad

Institutional ambience feedback for Student for 2020-21

IQAC has conducted a feedback from all stakeholders as part of annual quality assurance activities. An analysis report is also created for every question.

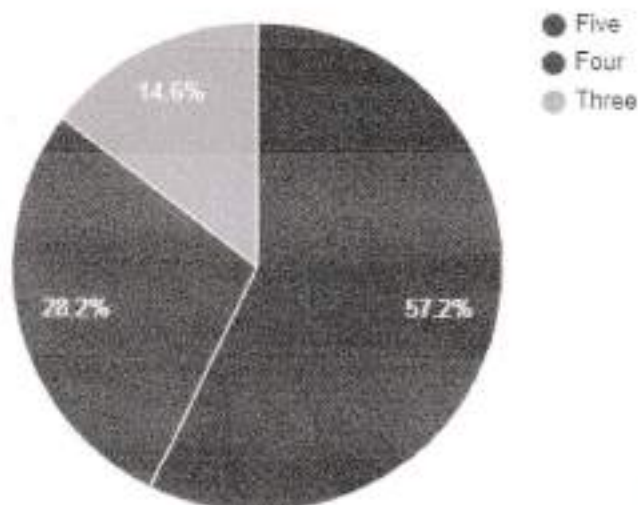
Recommendations are prepared based on the analysis report and forwarded to the management for further action.

The questionwise response analysis is presented below.

Question: Amenities and Assistance provided at the college Sports ground.

Rating	No. of responses
Five	545
Four	269
Three	139

Response analysis

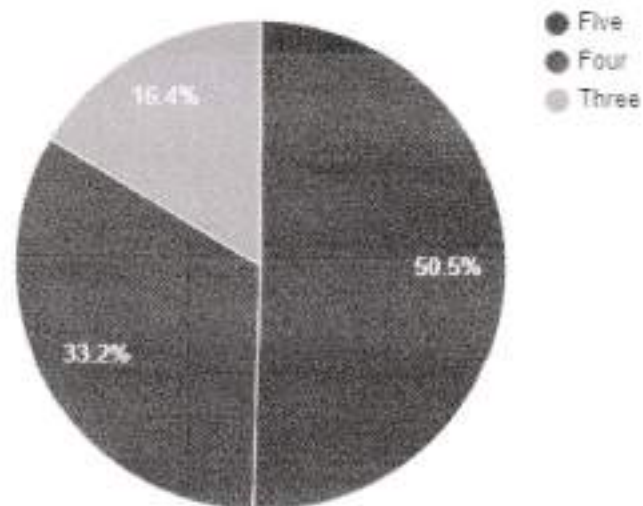


[Signature]
Principal
Prof. S.N.H. College
Farakka, Murshidabad

Question: Ample space and exposure for cultural and co-curricular activities.

Rating	No. of responses
Five	481
Four	316
Three	156

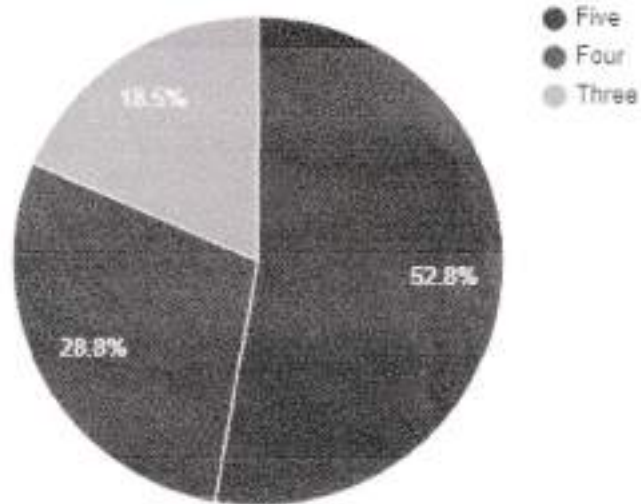
Response analysis



Question: How do you rate the ICT facilities provided by the institute in classrooms and laboratories?

Rating	No. of responses
Five	503
Four	274
Three	176

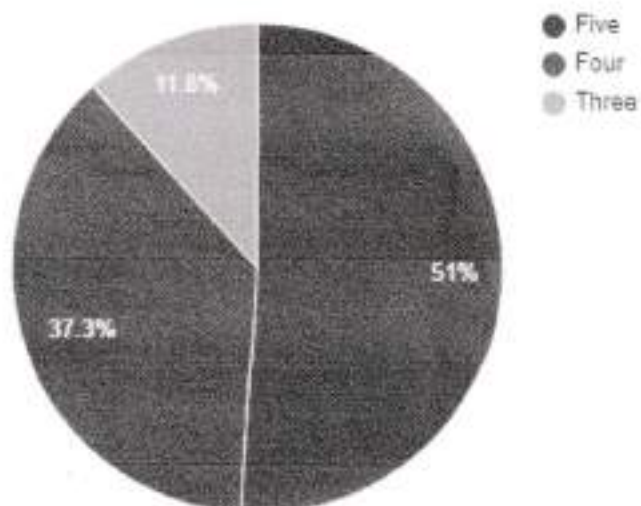
Response analysis



Question: How do you rate the overall ambience of the institute?

Rating	No. of responses
Five	486
Four	355
Three	112

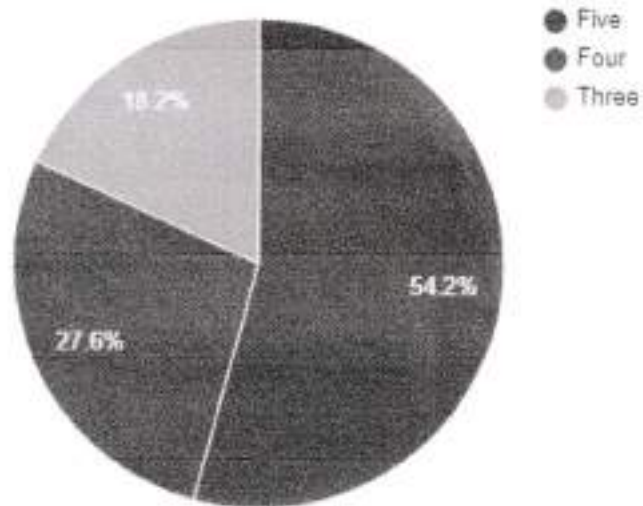
Response analysis



Question: Rate the library internet facility, computerized cataloguing with subscription to open access journals.

Rating	No. of responses
Five	517
Four	263
Three	173

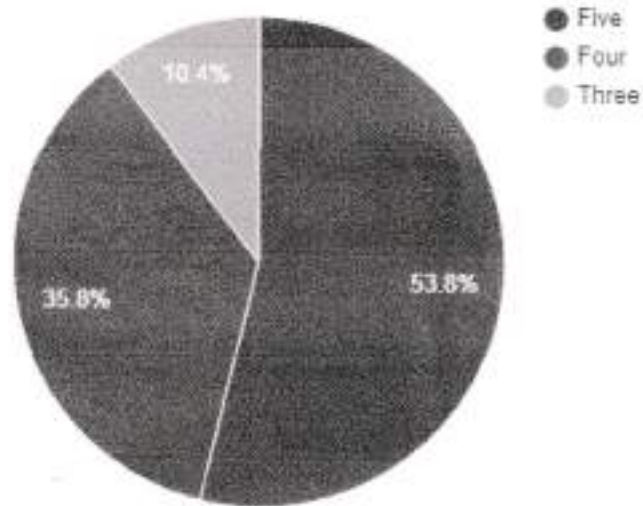
Response analysis



Question: Rate your satisfaction level with the safety of college premises (security personnel, CCTV facility, fire extinguisher etc).

Rating	No. of responses
Five	513
Four	341
Three	99

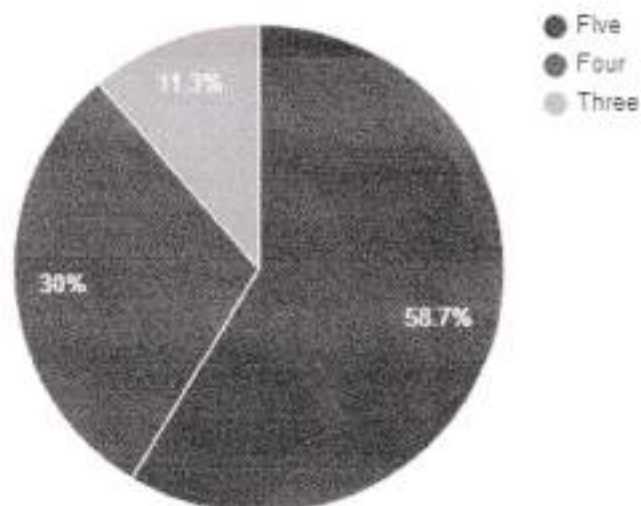
Response analysis



Question: The Campus offers a peaceful learning atmosphere.

Rating	No. of responses
Five	559
Four	286
Three	108

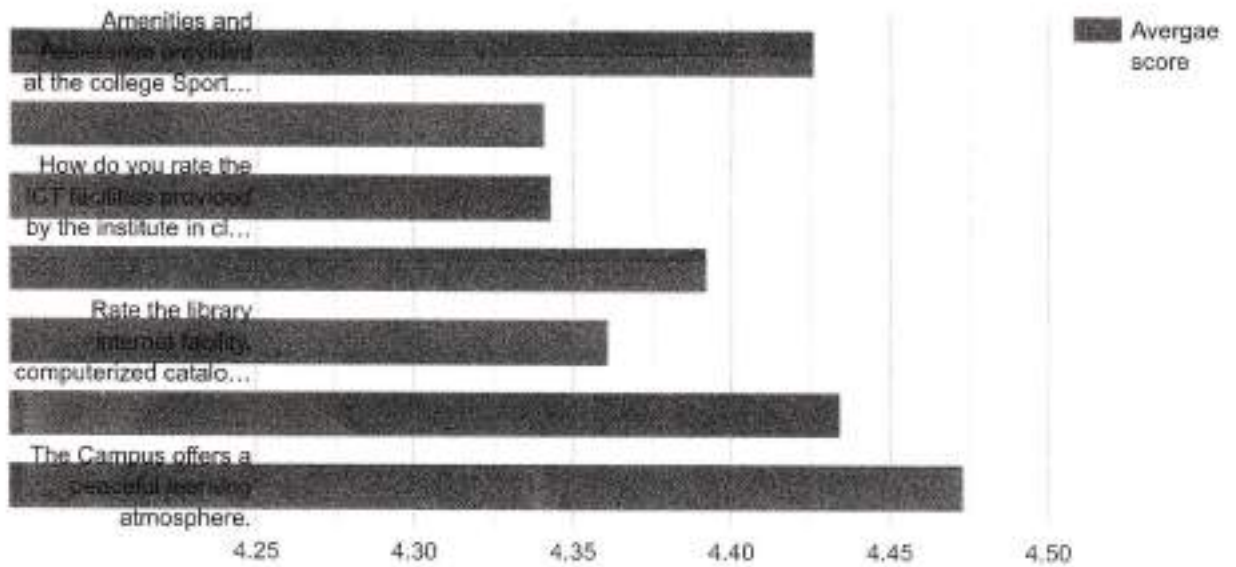
Response analysis



Average score:

Question	Average score
Amenities and Assistance provided at the college Sports ground.	4.43
Ample space and exposure for cultural and co-curricular activities.	4.34
How do you rate the ICT facilities provided by the institute in classrooms and laboratories?	4.34
How do you rate the overall ambience of the institute?	4.39
Rate the library internet facility, computerized cataloguing with subscription to open access journals.	4.36
Rate your satisfaction level with the safety of college premises (security personnel, CCTV facility, fire extinguisher etc).	4.43
The Campus offers a peaceful learning atmosphere.	4.47

Average score analysis



Conclusion

Feedback collection and analysis is a regular exercise conducted by IQAC for every semester. Feedback is analysed and Action Taken report is also prepared for each feedback. The corresponding details are also noted in the annual report.

S. Datta

IQAC Coordinator

Cordinator
IQAC

Prof.S.N.H. College
Farakka, Murshidabad

Principal
Prof. S.N.H. College
Farakka, Murshidabad

Institutional ambience feedback for Student for 2021-22

IQAC has conducted a feedback from all stakeholders as part of annual quality assurance activities. An analysis report is also created for every question.

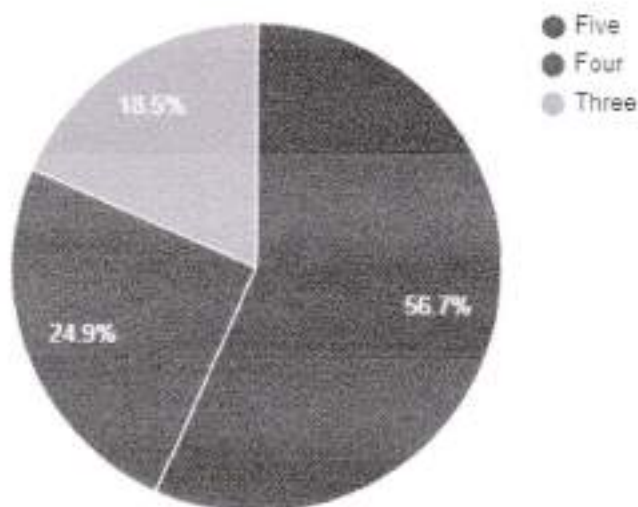
Recommendations are prepared based on the analysis report and forwarded to the management for further action.

The questionwise response analysis is presented below.

Question: Amenities and Assistance provided at the college Sports ground.

Rating	No. of responses
Five	506
Four	222
Three	165

Response analysis

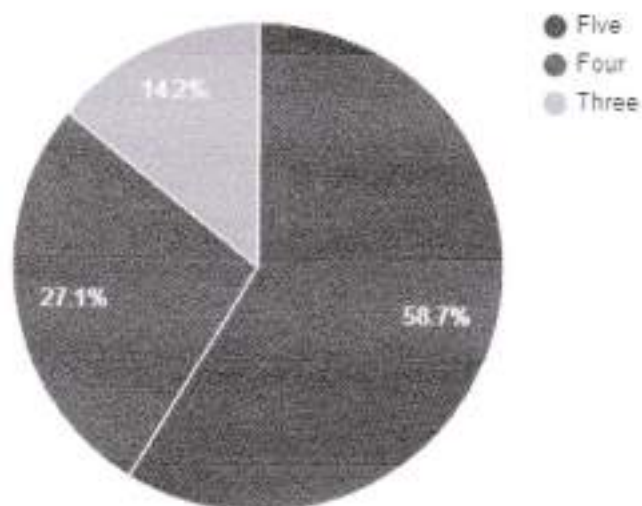


S. N. H.
Principal
Prof. S.N.H. College
Farakka, Murshidabad

Question: Ample space and exposure for cultural and co-curricular activities.

Rating	No. of responses
Five	524
Four	242
Three	127

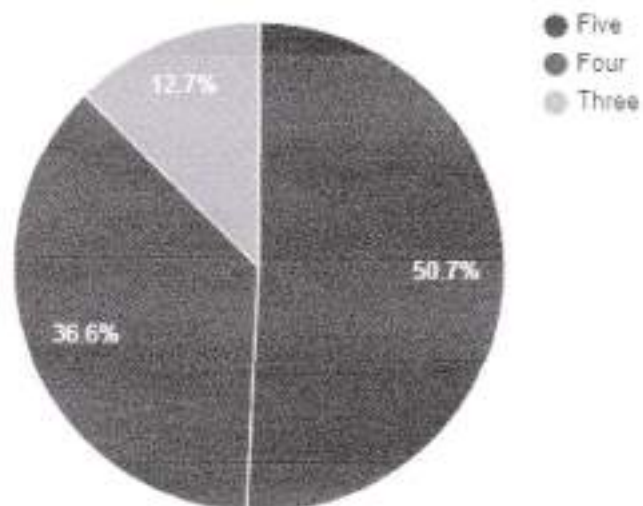
Response analysis



Question: How do you rate the ICT facilities provided by the institute in classrooms and laboratories?

Rating	No. of responses
Five	453
Four	327
Three	113

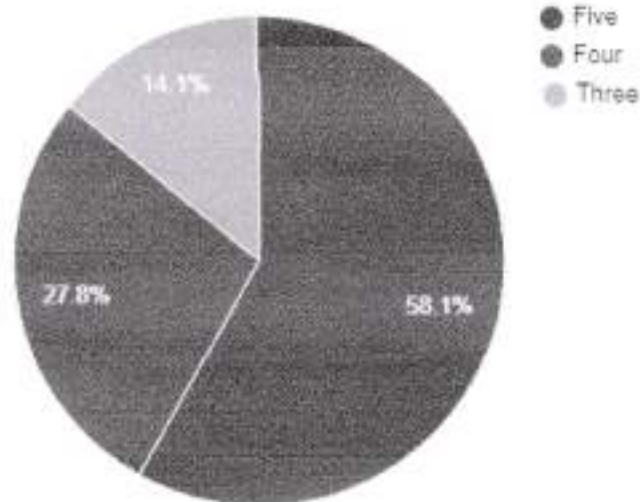
Response analysis



Question: How do you rate the overall ambience of the institute?

Rating	No. of responses
Five	519
Four	248
Three	126

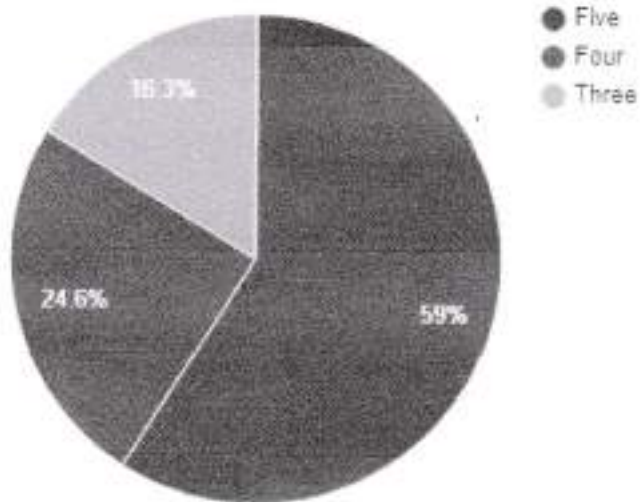
Response analysis



Question: Rate the library internet facility, computerized cataloguing with subscription to open access journals.

Rating	No. of responses
Five	527
Four	220
Three	146

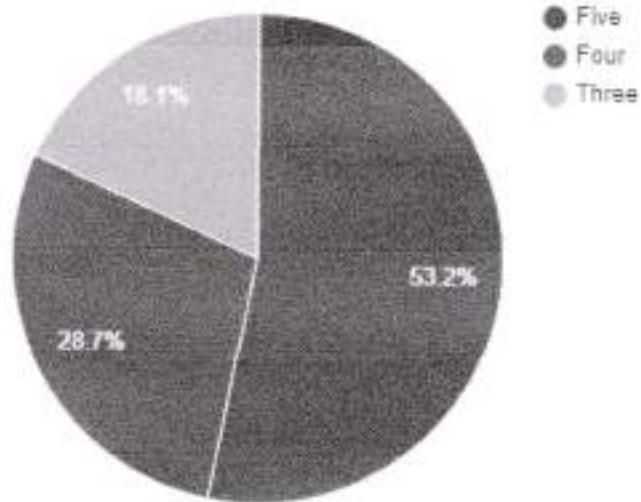
Response analysis



Question: Rate your satisfaction level with the safety of college premises (security personnel, CCTV facility, fire extinguisher etc).

Rating	No. of responses
Five	475
Four	256
Three	162

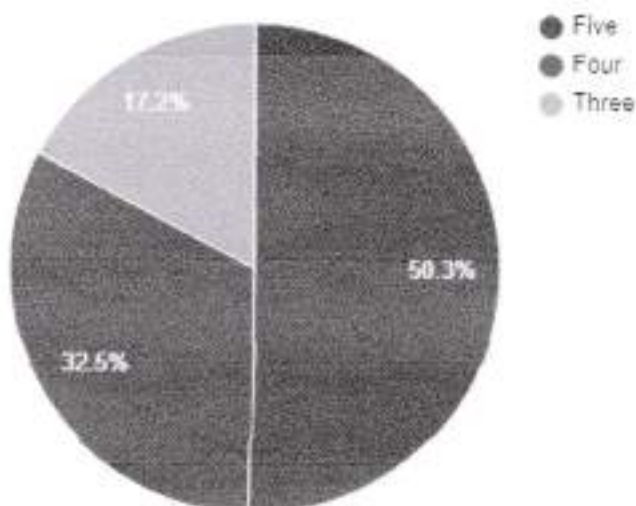
Response analysis



Question: The Campus offers a peaceful learning atmosphere.

Rating	No. of responses
Five	449
Four	290
Three	154

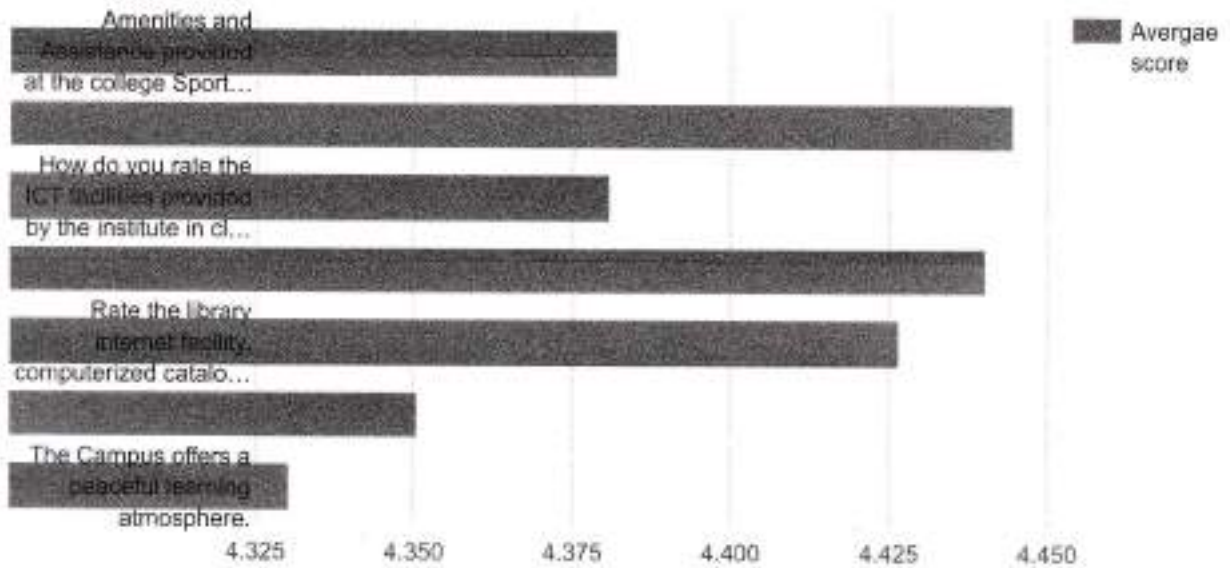
Response analysis



Average score:

Question	Average score
Amenities and Assistance provided at the college Sports ground.	4.38
Ample space and exposure for cultural and co-curricular activities.	4.44
How do you rate the ICT facilities provided by the institute in classrooms and laboratories?	4.38
How do you rate the overall ambience of the institute?	4.44
Rate the library internet facility, computerized cataloguing with subscription to open access journals.	4.43
Rate your satisfaction level with the safety of college premises (security personnel, CCTV facility, fire extinguisher etc).	4.35
The Campus offers a peaceful learning atmosphere.	4.33

Average score analysis



Conclusion

Feedback collection and analysis is a regular exercise conducted by IQAC for every semester. Feedback is analysed and Action Taken report is also prepared for each feedback. The corresponding details are also noted in the annual report.

IQAC Coordinator

[Signature]
Principal
Prof. S.N.H. College
Farekhal, Murshidabad
Murshidabad

Institutional ambience feedback for Faculty for 2021-22

IQAC has conducted a feedback from all stakeholders as part of annual quality assurance activities. An analysis report is also created for every question.

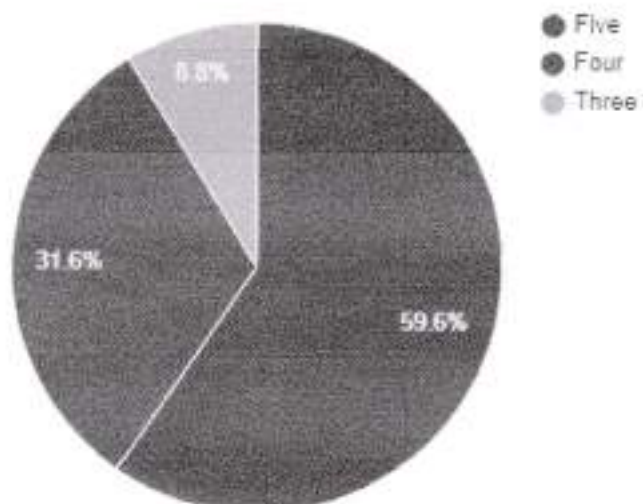
Recommendations are prepared based on the analysis report and forwarded to the management for further action.

The questionwise response analysis is presented below.

Question: Amenities and Assistance provided at the college Sports ground.

Rating	No. of responses
Five	34
Four	18
Three	5

Response analysis

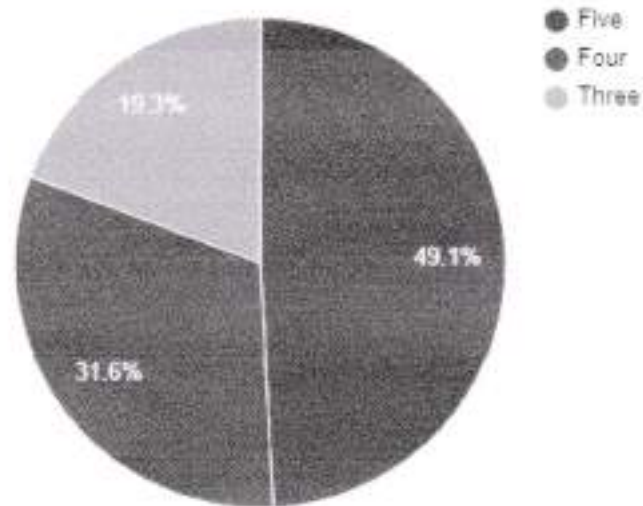


Sneha
Principal
Prof. S.N.H. College
Farakka, Murshidabad

Question: Ample space and exposure for cultural and co-curricular activities.

Rating	No. of responses
Five	28
Four	18
Three	11

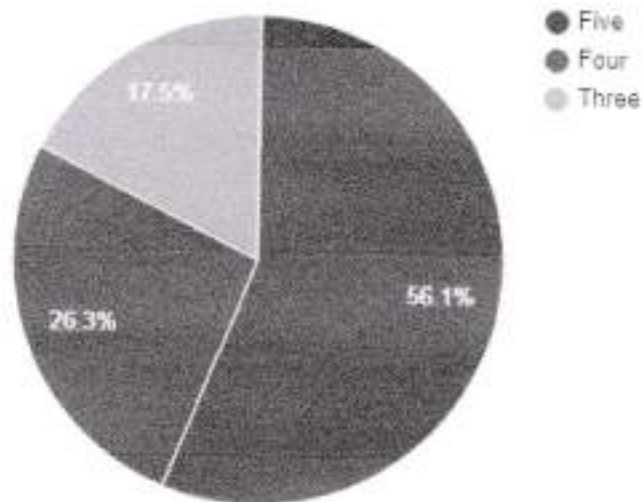
Response analysis



Question: How do you rate the ICT facilities provided by the institute in classrooms and laboratories?

Rating	No. of responses
Five	32
Four	15
Three	10

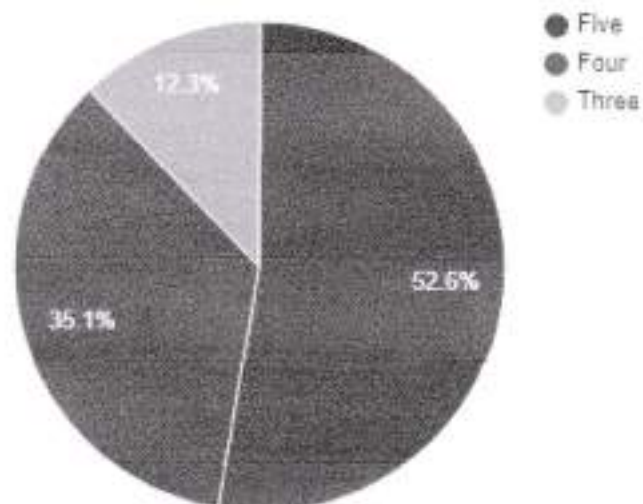
Response analysis



Question: How do you rate the overall ambience of the institute?

Rating	No. of responses
Five	30
Four	20
Three	7

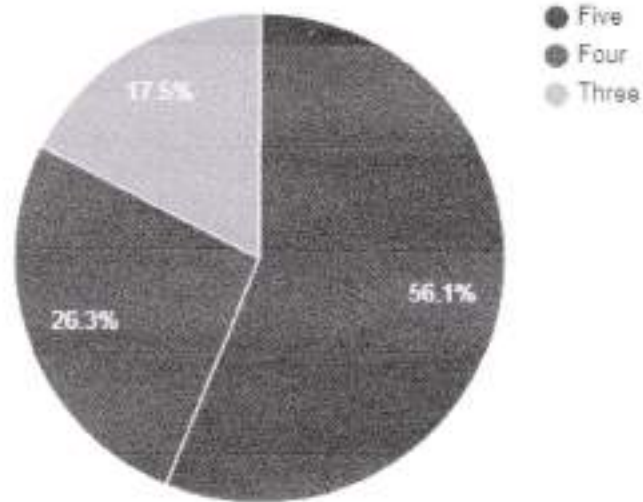
Response analysis



Question: Rate the library internet facility, computerized cataloguing with subscription to open access journals.

Rating	No. of responses
Five	30
Four	20
Three	7

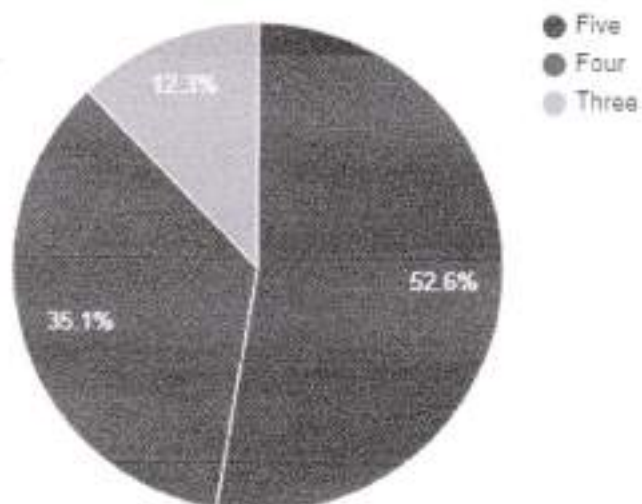
Response analysis



Question: How do you rate the overall ambience of the institute?

Rating	No. of responses
Five	30
Four	20
Three	7

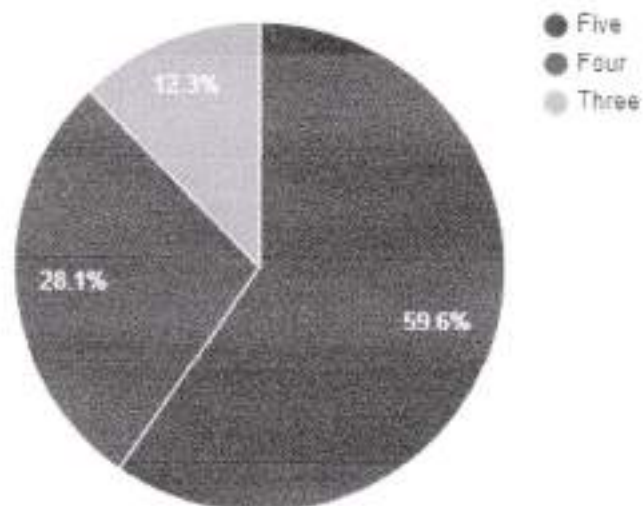
Response analysis



Question: Rate your satisfaction level with the safety of college premises (security personnel, CCTV facility, fire extinguisher etc).

Rating	No. of responses
Five	34
Four	16
Three	7

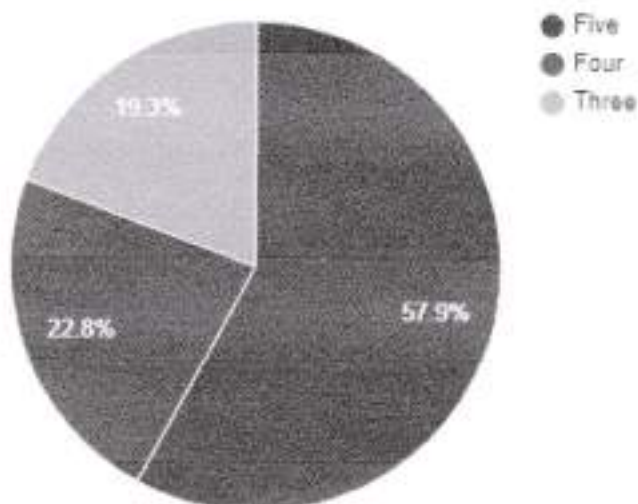
Response analysis



Question: The Campus offers a peaceful learning atmosphere.

Rating	No. of responses
Five	33
Four	13
Three	11


Response analysis



Average score:

Question	Average score
Amenities and Assistance provided at the college Sports ground.	4.51
Ample space and exposure for cultural and co-curricular activities.	4.30
How do you rate the ICT facilities provided by the institute in classrooms and laboratories?	4.39
How do you rate the overall ambience of the institute?	4.40
Rate the library internet facility, computerized cataloguing with subscription to open access journals.	4.40
Rate your satisfaction level with the safety of college premises (security personnel, CCTV facility, fire extinguisher etc).	4.47
The Campus offers a peaceful learning atmosphere.	4.39

Average score analysis



Conclusion

Feedback collection and analysis is a regular exercise conducted by IQAC for every semester. Feedback is analysed and Action Taken report is also prepared for each feedback. The corresponding details are also noted in the annual report.

IQAC Coordinator

[Signature]
Principal
Prof. S.N.H. College
Farakka, Murshidabad

Academic performance feedback for Alumni for 2021-22

IQAC has conducted a feedback from all stakeholders as part of annual quality assurance activities. An analysis report is also created for every question.

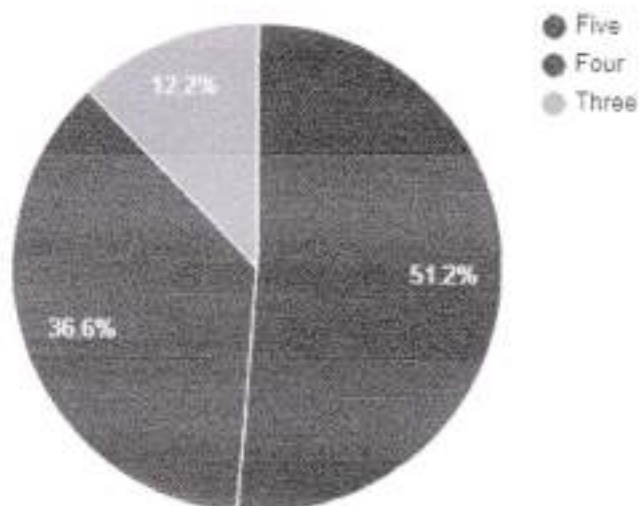
Recommendations are prepared based on the analysis report and forwarded to the management for further action.

The questionwise response analysis is presented below.

Question: How do you rate matching of the curriculum with the current industry needs?

Rating	No. of responses
Five	21
Four	15
Three	5

Response analysis

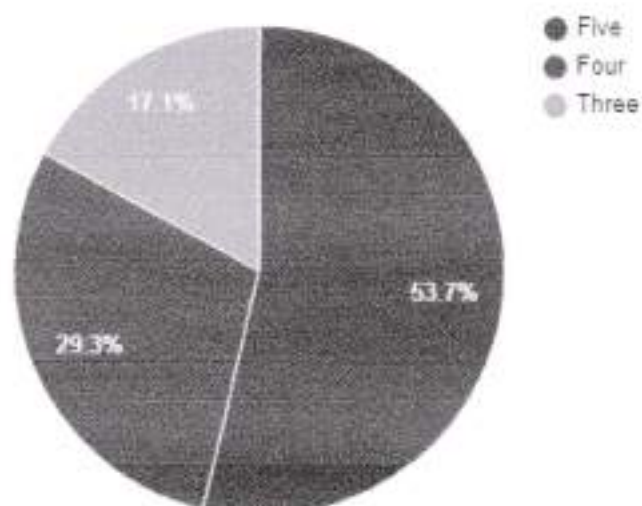


[Signature]
Principal
Prof. S.N.H. College
Farakka, Murshidabad

Question: How do you rate the appropriateness of the course objectives and the content given in the syllabus?

Rating	No. of responses
Five	22
Four	12
Three	7

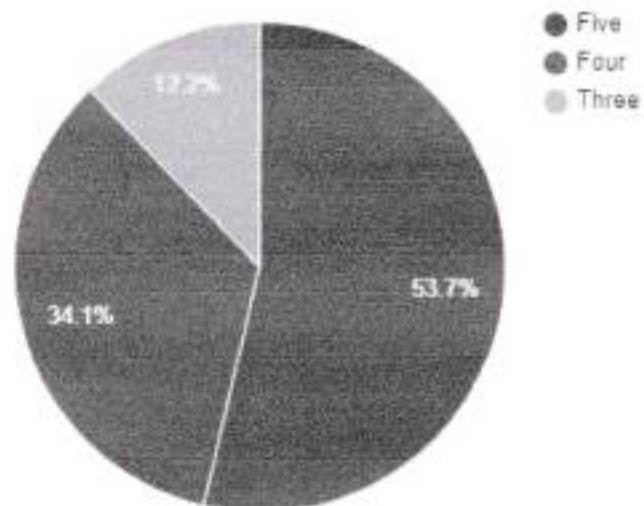
Response analysis



Question: How do you rate the proportion of theory and laboratory courses in the syllabus?

Rating	No. of responses
Five	22
Four	14
Three	5

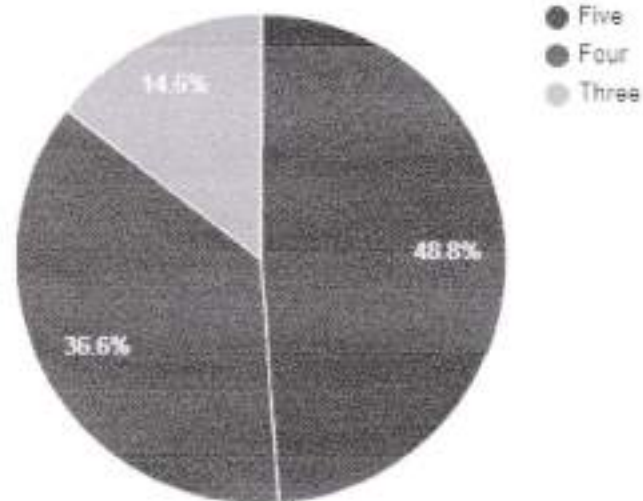
Response analysis



Question: How do you rate the size and load of the syllabus?

Rating	No. of responses
Five	20
Four	15
Three	6

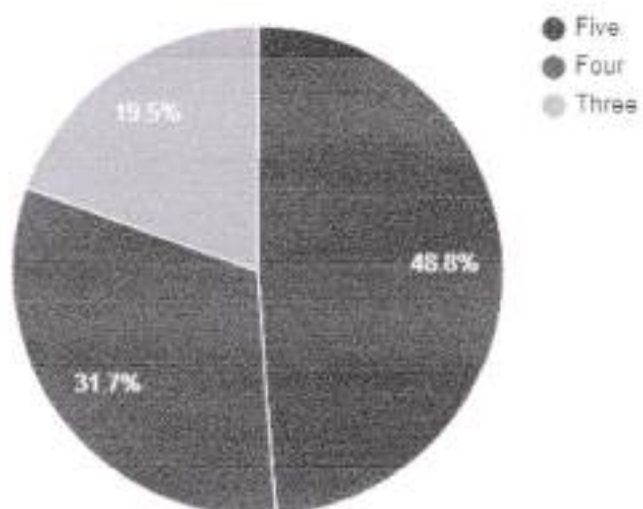
Response analysis



Question: Pattern of assessment and evaluation process in transparent.

Rating	No. of responses
Five	20
Four	13
Three	8

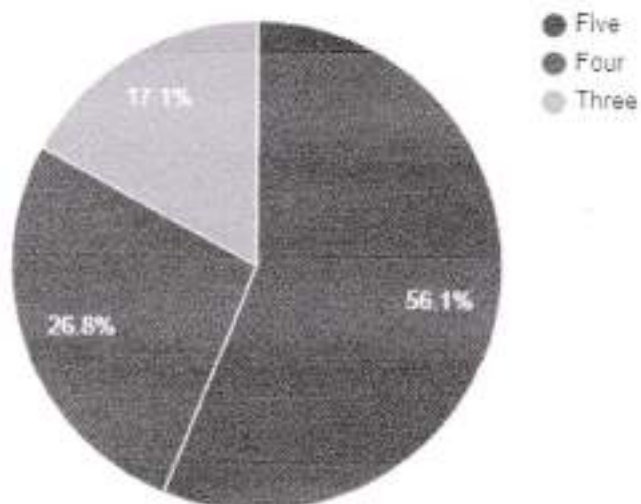
Response analysis



Question: Rate the relevance of the addon courses.

Rating	No. of responses
Five	23
Four	11
Three	7

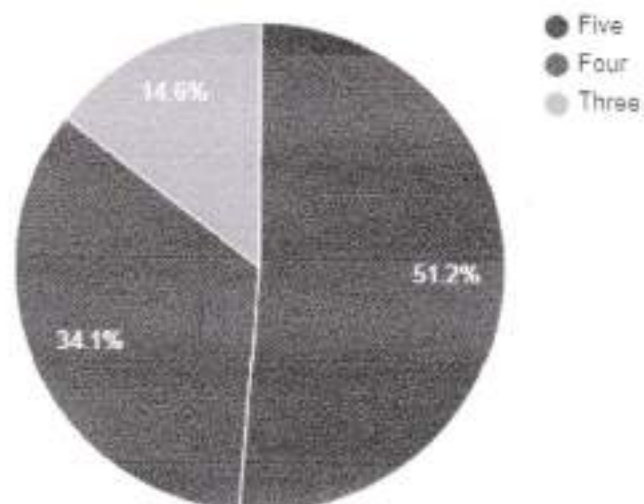
Response analysis



Question: Rate the structure and arrangement of curriculum.

Rating	No. of responses
Five	21
Four	14
Three	6

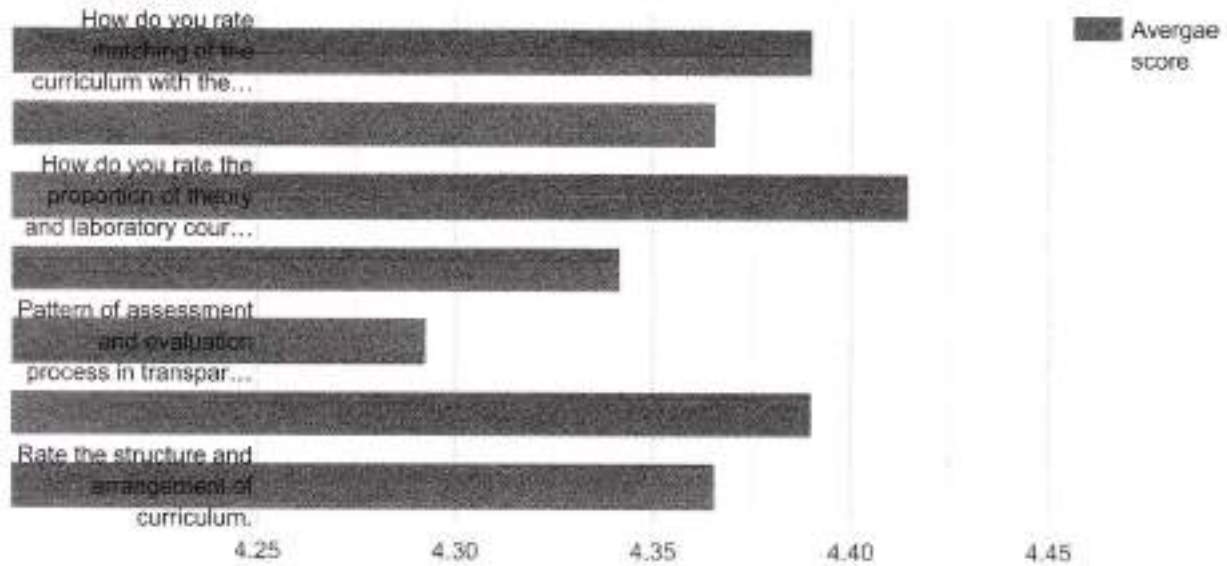
Response analysis



Average score:

Question	Average score
How do you rate matching of the curriculum with the current industry needs?	4.39
How do you rate the appropriateness of the course objectives and the content given in the syllabus?	4.37
How do you rate the proportion of theory and laboratory courses in the syllabus?	4.41
How do you rate the size and load of the syllabus?	4.34
Pattern of assessment and evaluation process in transparent.	4.29
Rate the relevance of the addon courses.	4.39
Rate the structure and arrangement of curriculum.	4.37

Average score analysis



CONCLUSION

Feedback collection and analysis is a regular exercise conducted by IQAC for every semester. Feedback is analysed and Action Taken report is also prepared for each feedback. The corresponding details are also noted in the annual report.

IQAC Coordinator

Cordinator
IQAC
Prof.S.N.H. College
Farakka, Murshidabad

Principal
Prof. S.N.H. College
Farakka, Murshidabad

Academic performance feedback for Employer for 2021-22

IQAC has conducted a feedback from all stakeholders as part of annual quality assurance activities. An analysis report is also created for every question.

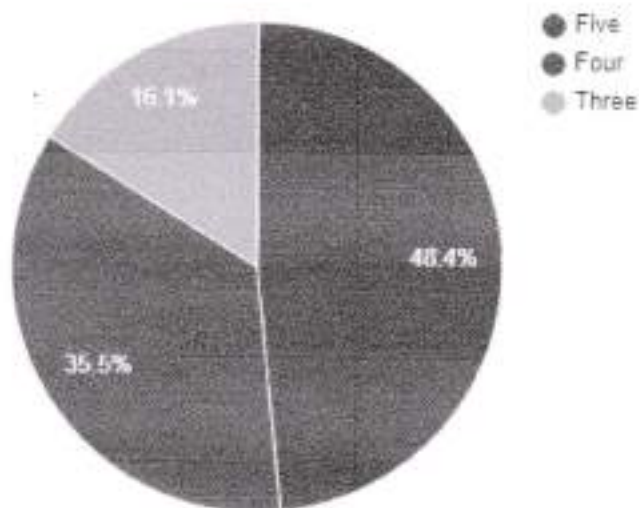
Recommendations are prepared based on the analysis report and forwarded to the management for further action.

The questionwise response analysis is presented below.

Question: How do you rate matching of the curriculum with the current industry needs?

Rating	No. of responses
Five	15
Four	11
Three	5

Response analysis

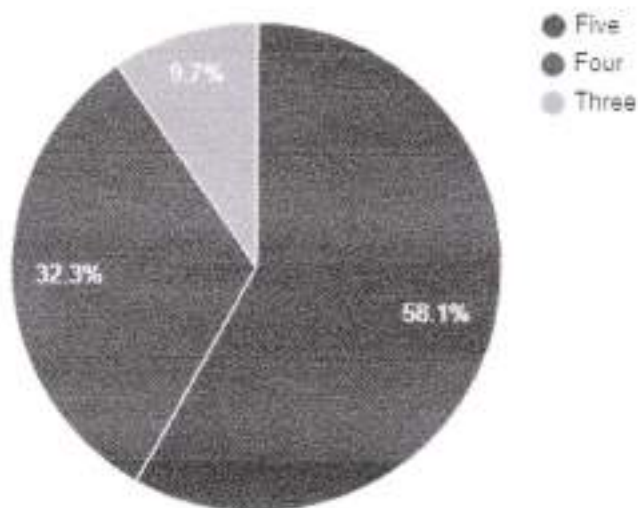



Principal
Prof. S.N.H. College
Farakka, Murshidabad

Question: How do you rate the appropriateness of the course objectives and the content given in the syllabus?

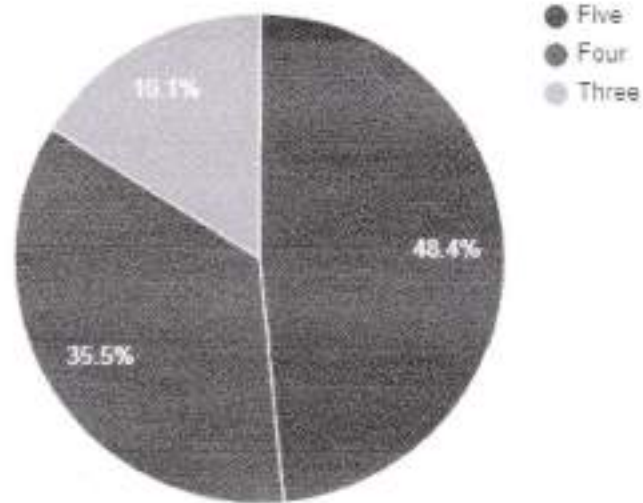
Rating	No. of responses
Five	18
Four	10
Three	3

Response analysis



Question: How do you rate the proportion of theory and laboratory courses in the syllabus?

Rating	No. of responses
Five	15
Four	11
Three	5

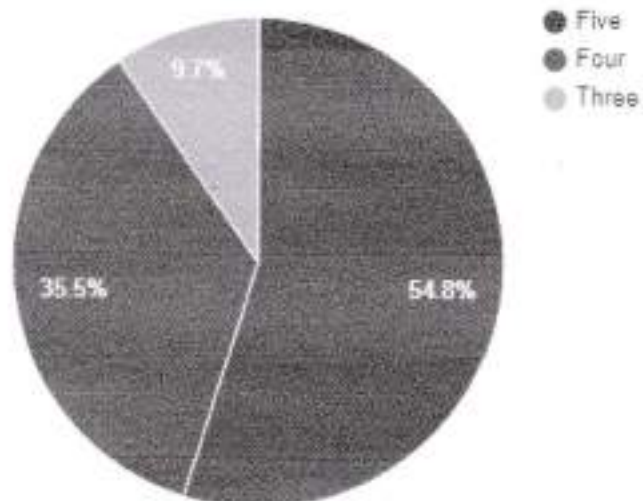


Question: How do you rate the size and load of the syllabus?

Rating	No. of responses
Five	18
Four	10
Three	3

Rating Raiting	No. of responses No. of responses
Five	15
Four	12
Three	4

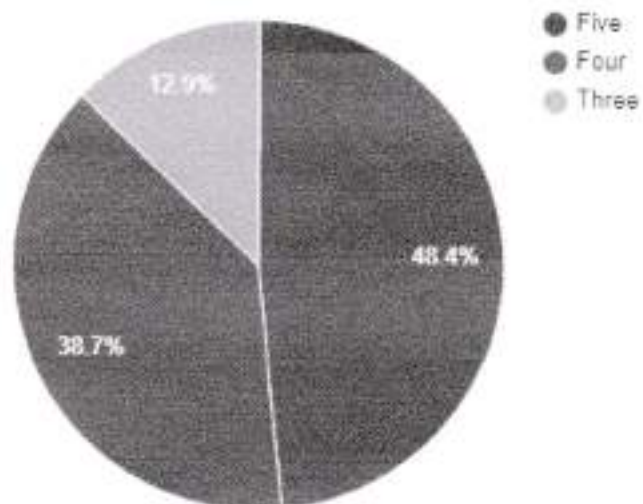
Response analysis



Question: Rate the relevance of the addon courses.

Rating	No. of responses
Five	15
Four	12
Three	4

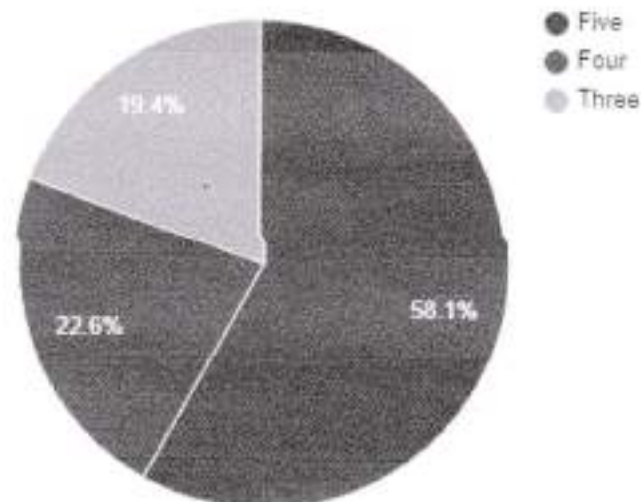
Response analysis



Question: Rate the structure and arrangement of curriculum.

Rating	No. of responses
Five	18
Four	7
Three	6

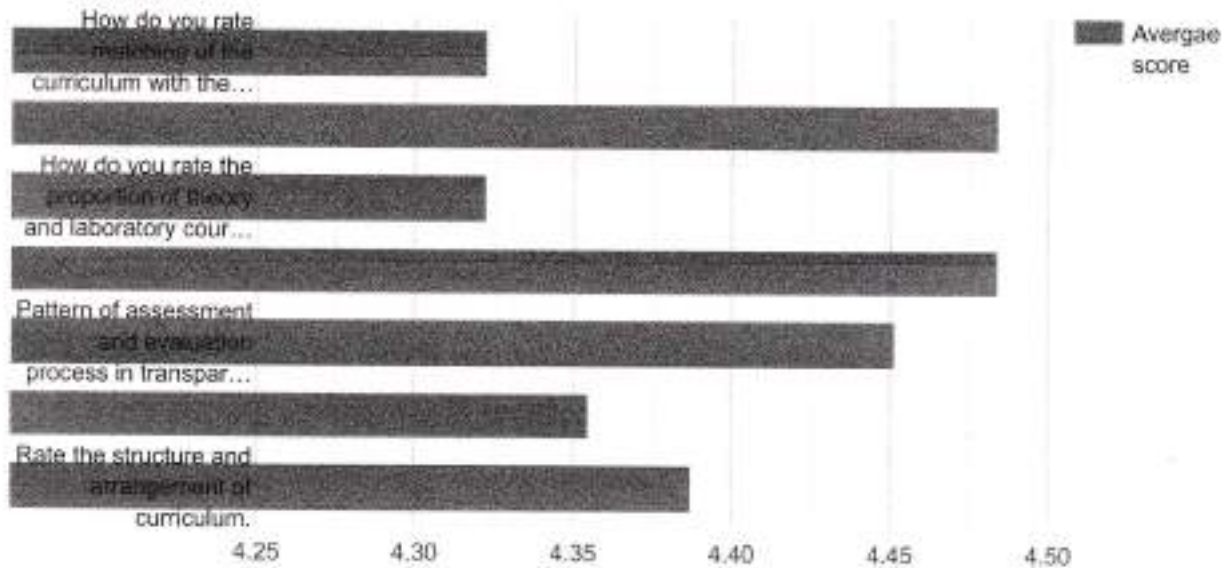
Response analysis



Average score:

Question	Average score
How do you rate matching of the curriculum with the current industry needs?	4.32
How do you rate the appropriateness of the course objectives and the content given in the syllabus?	4.48
How do you rate the proportion of theory and laboratory courses in the syllabus?	4.32
How do you rate the size and load of the syllabus?	4.48
Pattern of assessment and evaluation process in transparent.	4.45
Rate the relevance of the addon courses.	4.35
Rate the structure and arrangement of curriculum.	4.39

Average score analysis



CONCLUSION

Feedback collection and analysis is a regular exercise conducted by IQAC for every semester. Feedback is analysed and Action Taken report is also prepared for each feedback. The corresponding details are also noted in the annual report.

IQAC Coordinator
Cordinator
IQAC
Prof.S.N.H. College
Farakka, Murshidabad

Principal
Prof. S.N.H. College
Farakka, Murshidabad

Academic performance feedback for Faculty for 2021-22

IQAC has conducted a feedback from all stakeholders as part of annual quality assurance activities. An analysis report is also created for every question.

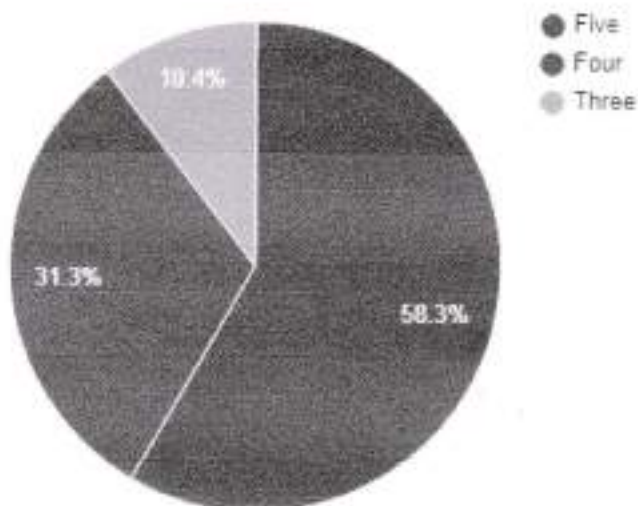
Recommendations are prepared based on the analysis report and forwarded to the management for further action.


The questionwise response analysis is presented below.

Question: How do you rate matching of the curriculum with the current industry needs?

Rating	No. of responses
Five	28
Four	15
Three	5

Response analysis

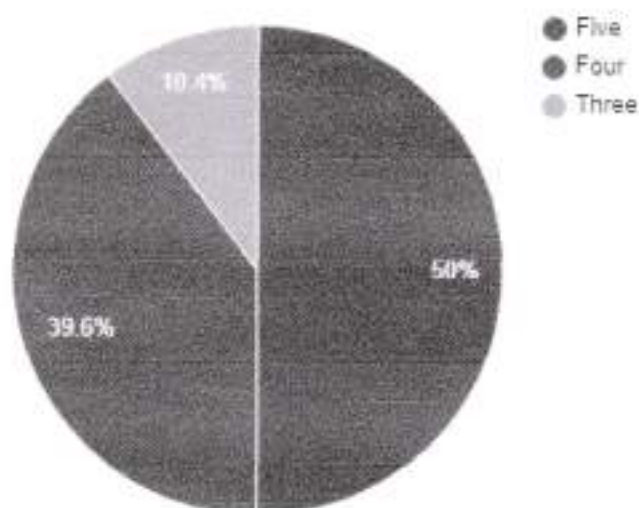



Principal
Prof. S.N.H. College
Farakka, Murshidabad

Question: How do you rate the appropriateness of the course objectives and the content given in the syllabus?

Rating	No. of responses
Five	24
Four	19
Three	5

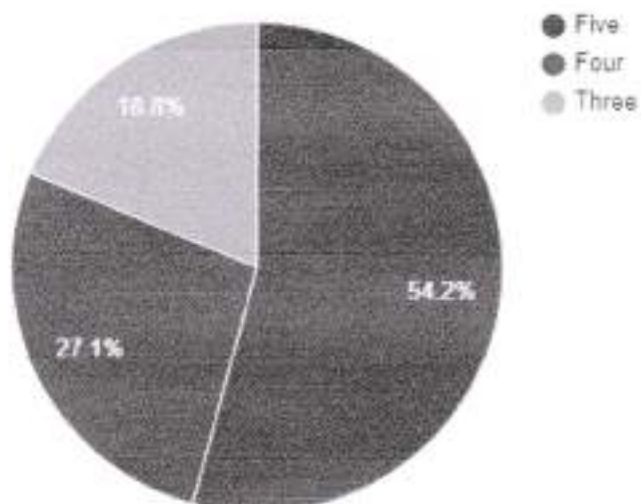
Response analysis



Question: How do you rate the proportion of theory and laboratory courses in the syllabus?

Rating	No. of responses
Five	26
Four	13
Three	9

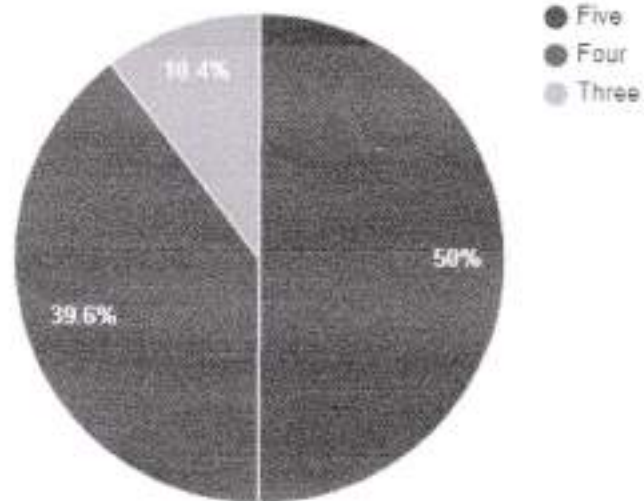
Response analysis



Question: How do you rate the size and load of the syllabus?

Rating	No. of responses
Five	26
Four	13
Three	9

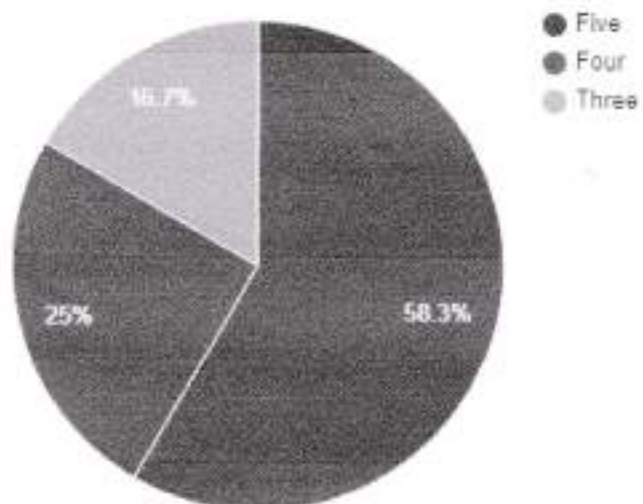
Response analysis



Question: Rate the relevance of the addon courses.

Rating	No. of responses
Five	28
Four	12
Three	8

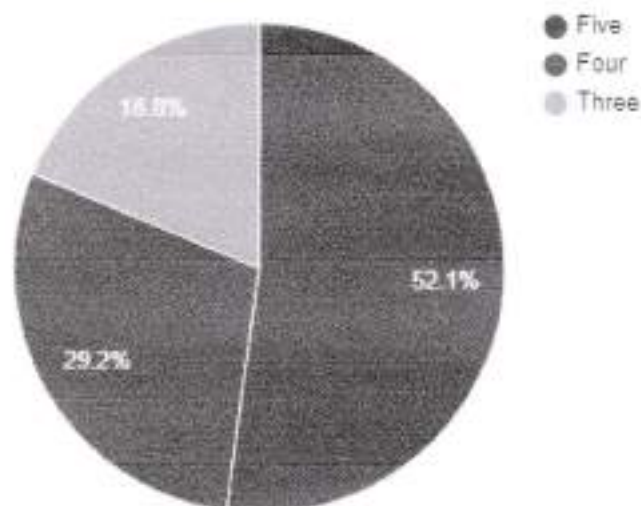
Response analysis



Question: Rate the structure and arrangement of curriculum.

Rating	No. of responses
Five	25
Four	14
Three	9

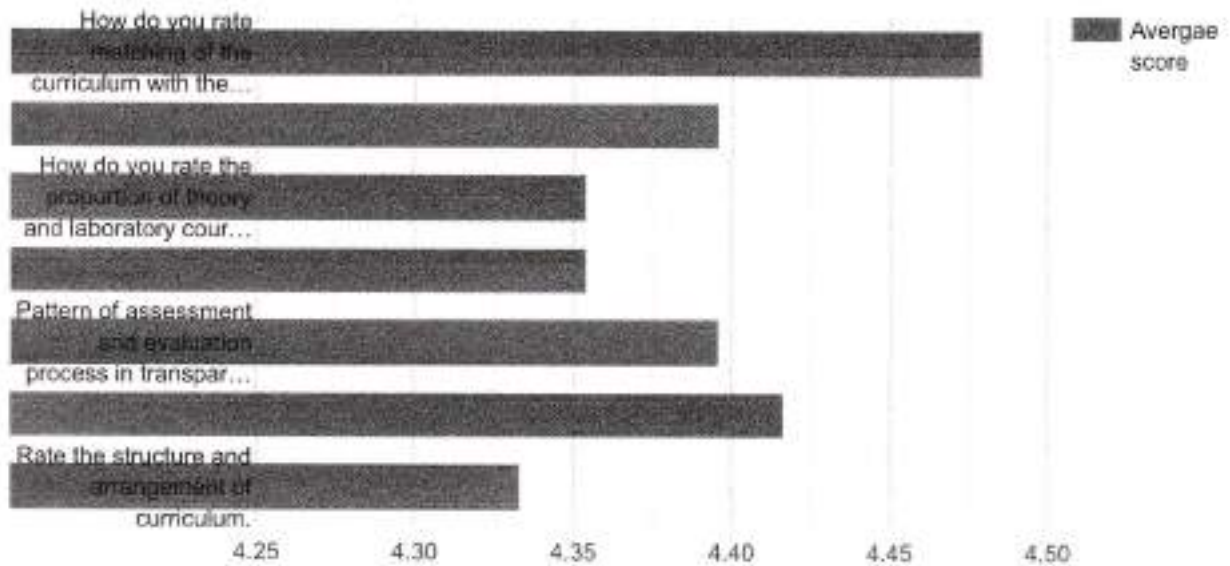
Response analysis



Average score:

Question	Average score
How do you rate matching of the curriculum with the current industry needs?	4.48
How do you rate the appropriateness of the course objectives and the content given in the syllabus?	4.40
How do you rate the proportion of theory and laboratory courses in the syllabus?	4.35
How do you rate the size and load of the syllabus?	4.35
Pattern of assessment and evaluation process is transparent.	4.40
Rate the relevance of the add-on courses.	4.42
Rate the structure and arrangement of curriculum.	4.33

Average score analysis



CONCLUSION

Feedback collection and analysis is a regular exercise conducted by IQAC for every semester. Feedback is analysed and Action Taken report is also prepared for each feedback. The corresponding details are also noted in the annual report.

IQAC Coordinator
Cordinator
IQAC
Prof.S.N.H. College
Farakka, Murshidabad

Principal
Prof. S.N.H. College
Farakka, Murshidabad

Academic performance feedback for Student for 2021-22

IQAC has conducted a feedback from all stakeholders as part of annual quality assurance activities. An analysis report is also created for every question.

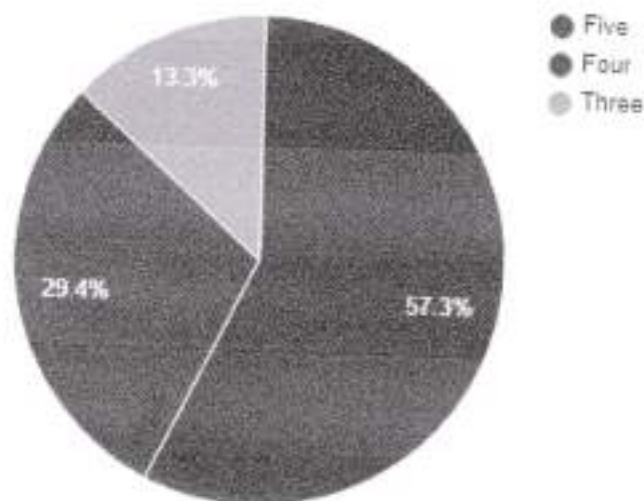
Recommendations are prepared based on the analysis report and forwarded to the management for further action.

The questionwise response analysis is presented below.

Question: How do you rate matching of the curriculum with the current industry needs?

Rating	No. of responses
Five	511
Four	262
Three	119

Response analysis

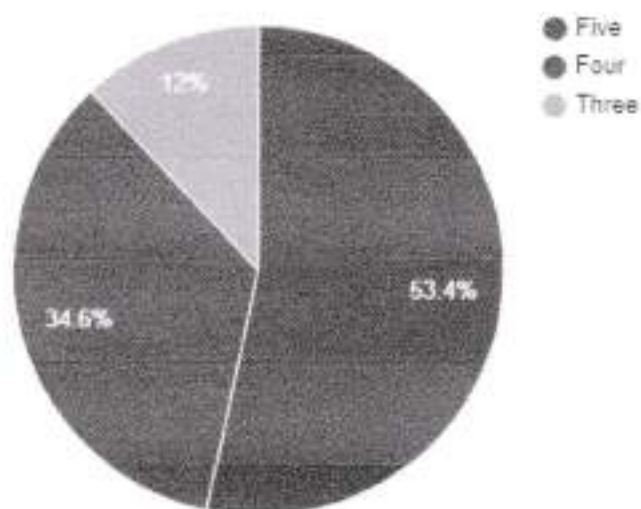


S. N. H.
Principal
Prof. S.N.H. College
Farakka, Murshidabad

Question: How do you rate the appropriateness of the course objectives and the content given in the syllabus?

Rating	No. of responses
Five	476
Four	309
Three	107

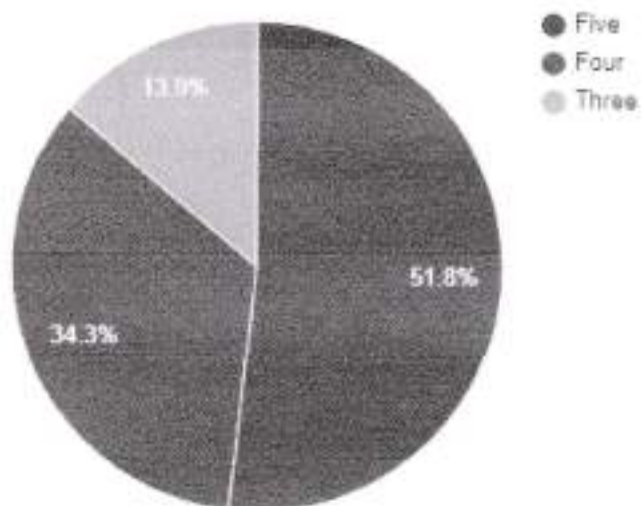
Response analysis



Question: How do you rate the proportion of theory and laboratory courses in the syllabus?

Rating	No. of responses
Five	462
Four	306
Three	124

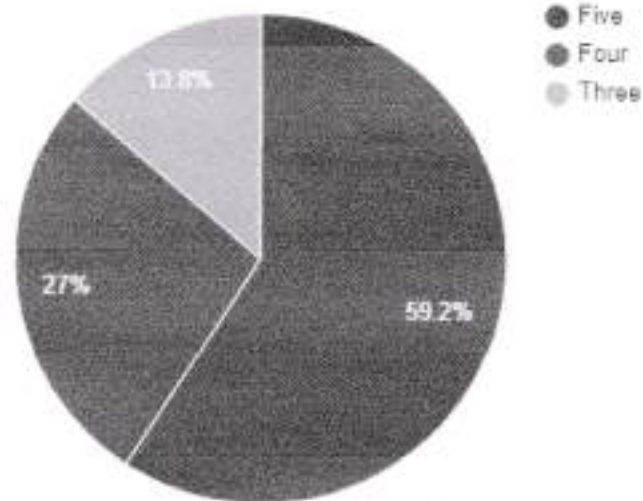
Response analysis



Question: How do you rate the size and load of the syllabus?

Rating	No. of responses
Five	528
Four	241
Three	123

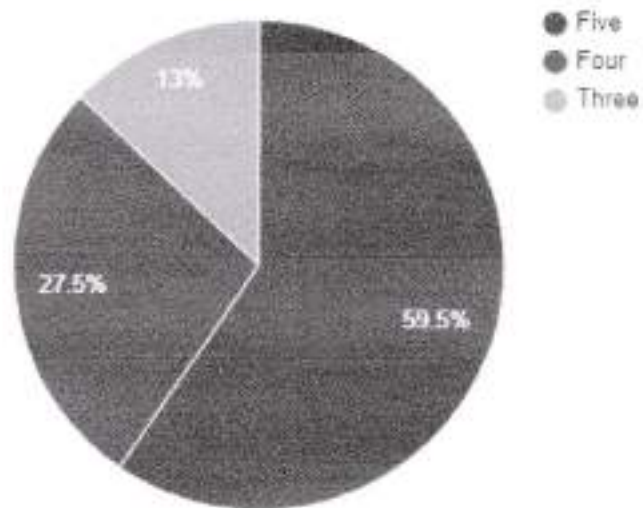
Response analysis



Question: Pattern of assessment and evaluation process in transparent.

Rating	No. of responses
Five	531
Four	245
Three	116

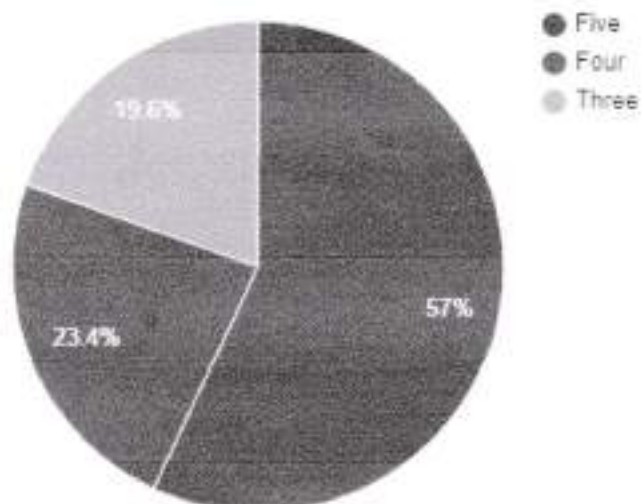
Response analysis



Question: Rate the relevance of the add-on courses.

Rating	No. of responses
Five	508
Four	209
Three	175

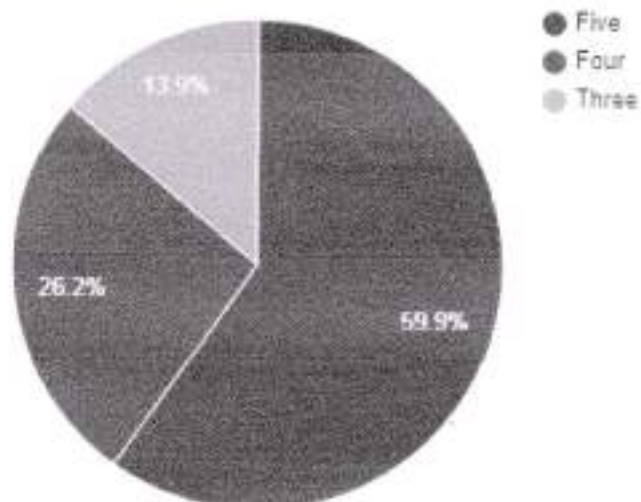
Response analysis



Question: Rate the structure and arrangement of curriculum.

Rating	No. of responses
Five	534
Four	234
Three	124

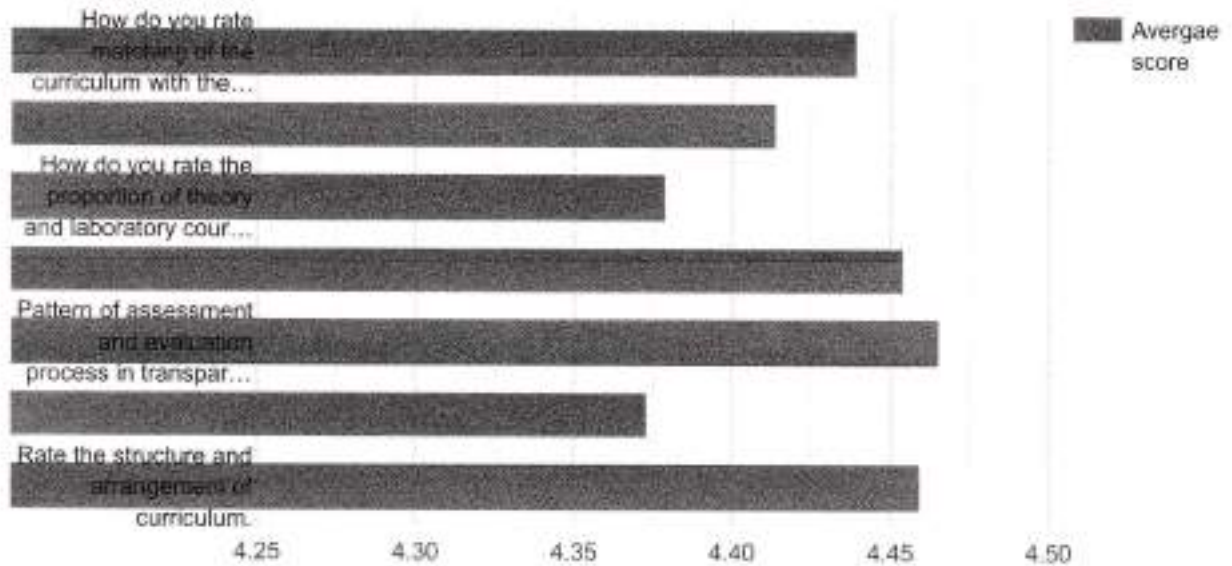
Response analysis



Average score:

Question	Average score
How do you rate matching of the curriculum with the current industry needs?	4.44
How do you rate the appropriateness of the course objectives and the content given in the syllabus?	4.41
How do you rate the proportion of theory and laboratory courses in the syllabus?	4.38
How do you rate the size and load of the syllabus?	4.45
Pattern of assessment and evaluation process in transparent,	4.47
Rate the relevance of the addon courses,	4.37
Rate the structure and arrangement of curriculum,	4.46

Average score analysis



CONCLUSION

Feedback collection and analysis is a regular exercise conducted by IQAC for every semester. Feedback is analysed and Action Taken report is also prepared for each feedback. The corresponding details are also noted in the annual report.

IQAC Coordinator

Cordinator
IQAC

Prof.S.N.H. College
Farakka, Murshidabad

Principal
Prof. S.N.H. College
Farakka, Murshidabad

Institutional ambience feedback for Faculty for 2022-23

IQAC has conducted a feedback from all stakeholders as part of annual quality assurance activities. An analysis report is also created for every question.

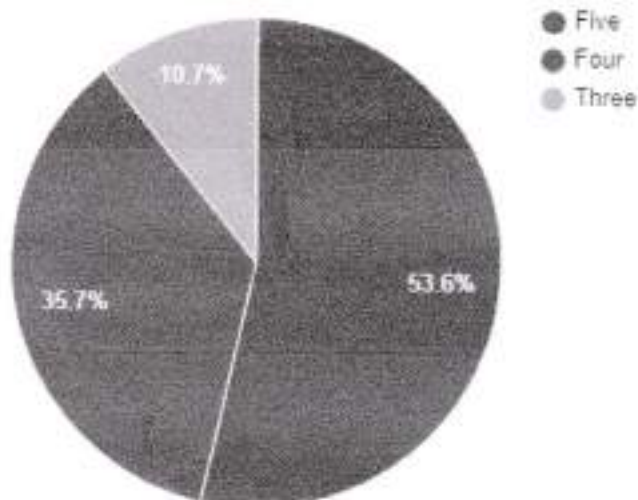
Recommendations are prepared based on the analysis report and forwarded to the management for further action.

The questionwise response analysis is presented below.

Question: Amenities and Assistance provided at the college Sports ground.

Rating	No. of responses
Five	30
Four	20
Three	6

Response analysis

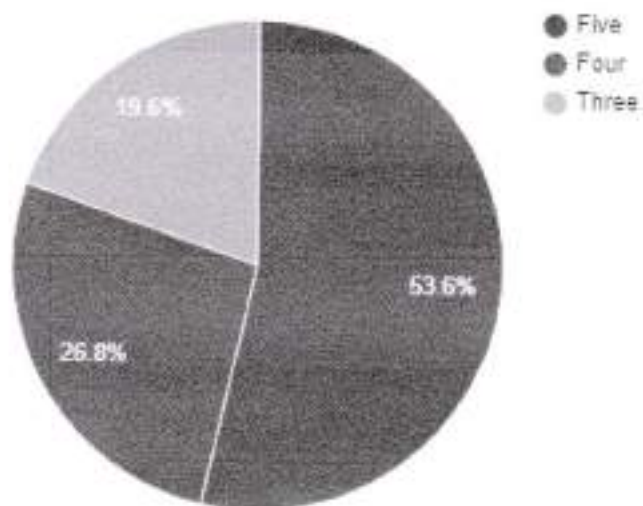



Principal
Prof. S.N.H. College
Farakka, Murshidabad

Question: Ample space and exposure for cultural and co-curricular activities.

Rating	No. of responses
Five	30
Four	15
Three	11

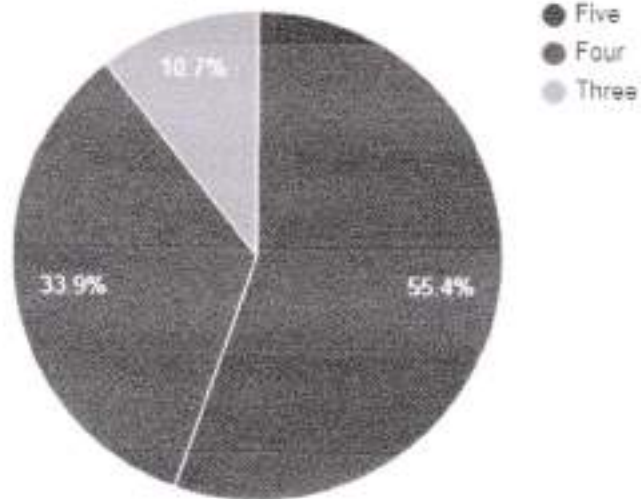
Response analysis



Question: How do you rate the ICT facilities provided by the institute in classrooms and laboratories?

Rating	No. of responses
Five	31
Four	19
Three	6

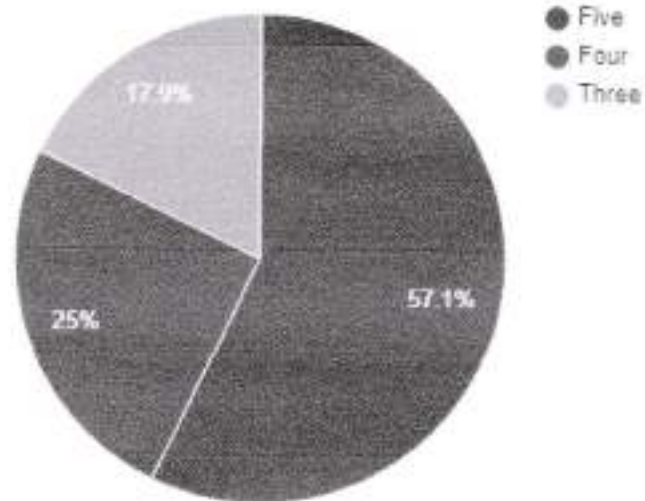
Response analysis



Question: How do you rate the overall ambience of the institute?

Rating	No. of responses
Five	32
Four	14
Three	10

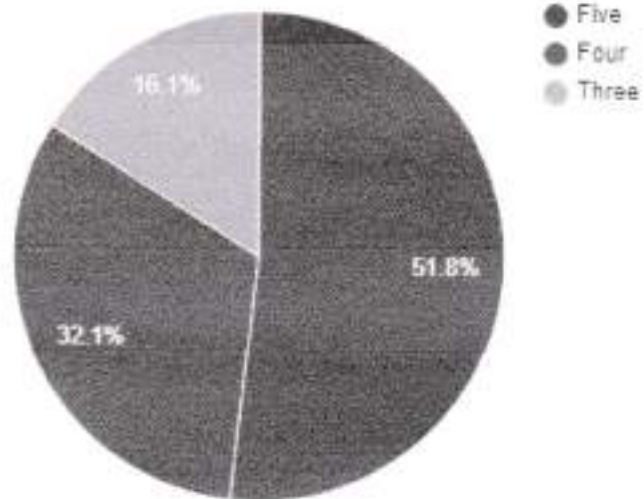
Response analysis



Question: Rate the library internet facility, computerized cataloguing with subscription to open access journals.

Rating	No. of responses
Five	29
Four	18
Three	9

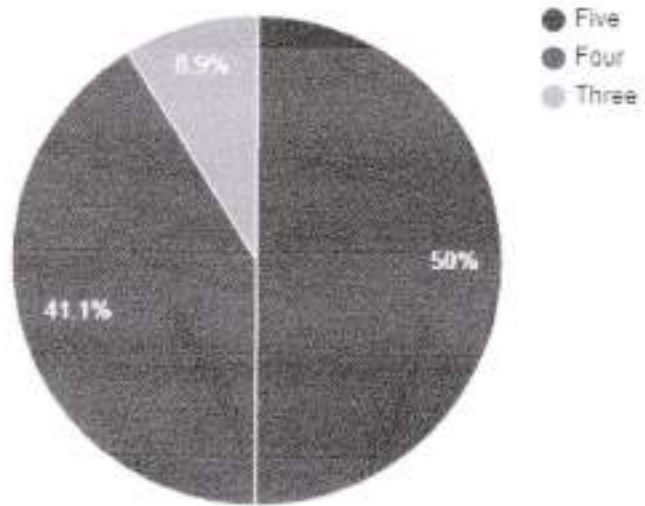
Response analysis



Question: Rate your satisfaction level with the safety of college premises (security personnel, CCTV facility, fire extinguisher etc).

Rating	No. of responses
Five	28
Four	23
Three	5

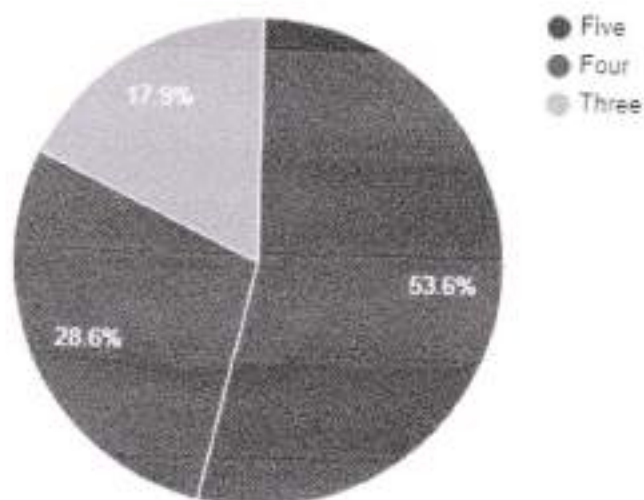
Response analysis



Question: The Campus offers a peaceful learning atmosphere.

Rating	No. of responses
Five	30
Four	16
Three	10

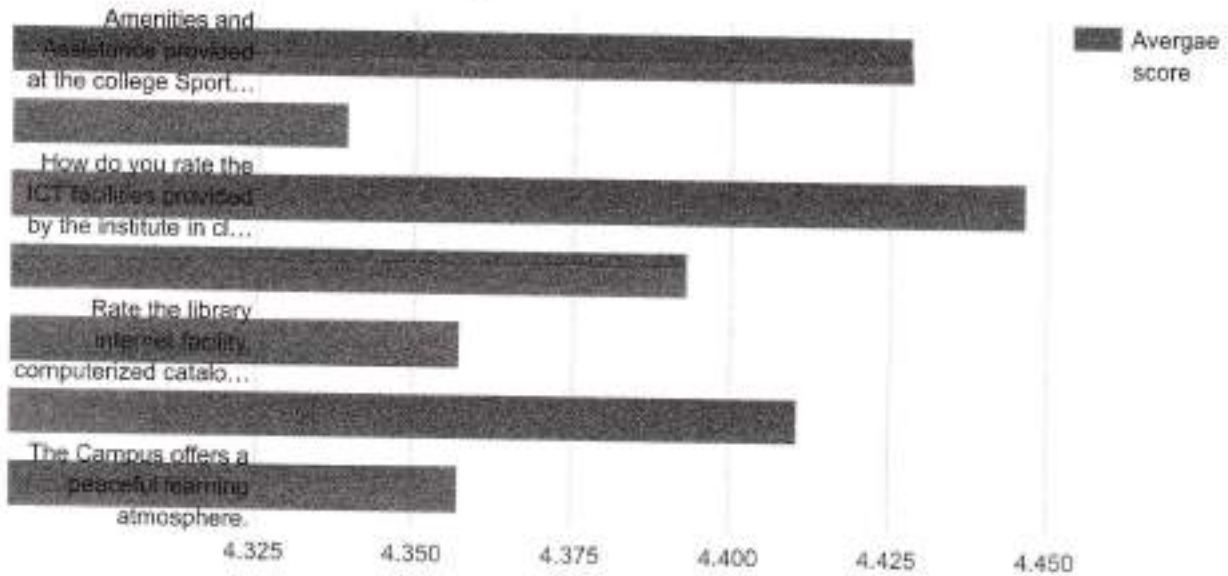
Response analysis



Average score:

Question	Average score
Amenities and Assistance provided at the college Sports ground.	4.43
Ample space and exposure for cultural and co-curricular activities.	4.34
How do you rate the ICT facilities provided by the institute in classrooms and laboratories?	4.45
How do you rate the overall ambience of the institute?	4.39
Rate the library internet facility, computerized cataloguing with subscription to open access journals.	4.36
Rate your satisfaction level with the safety of college premises (security personnel, CCTV facility, fire extinguisher etc).	4.41
The Campus offers a peaceful learning atmosphere.	4.36

Average score analysis



Conclusion

Feedback collection and analysis is a regular exercise conducted by IQAC for every semester. Feedback is analysed and Action Taken report is also prepared for each feedback. The corresponding details are also noted in the annual report.

IQAC Coordinator
Cordinator
IQAC
Prof. S.N.H. College
Farakka, Murshidabad

Principal
Prof. S.N.H. College
Farakka, Murshidabad

Institutional ambience feedback for Student for 2022-23

IQAC has conducted a feedback from all stakeholders as part of annual quality assurance activities. An analysis report is also created for every question.

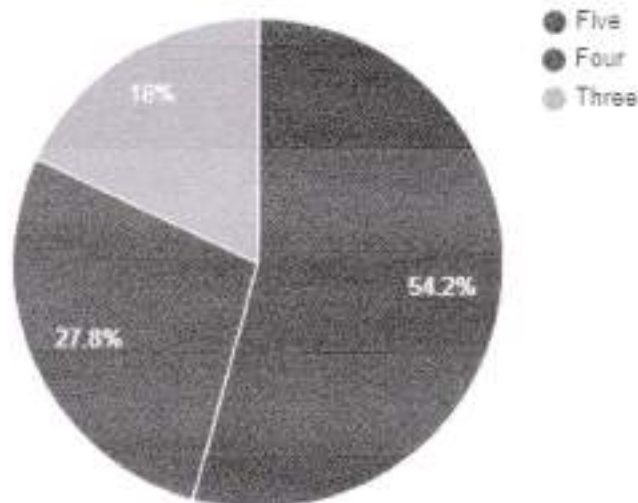
Recommendations are prepared based on the analysis report and forwarded to the management for further action.

The questionwise response analysis is presented below.

Question: Amenities and Assistance provided at the college Sports ground.

Rating	No. of responses
Five	551
Four	282
Three	183

Response analysis

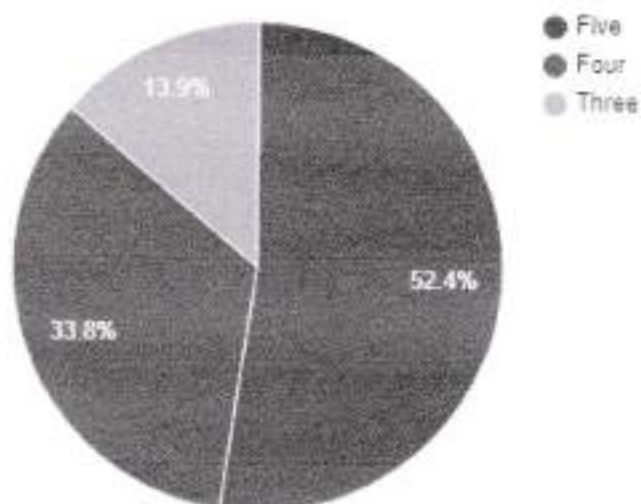



Principal
Prof. S.N.H. College
Farakka, Murshidabad

Question: Ample space and exposure for cultural and co-curricular activities.

Rating	No. of responses
Five	532
Four	343
Three	141

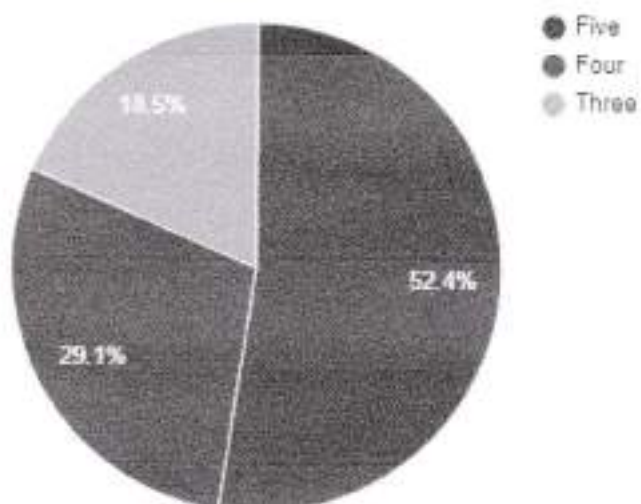
Response analysis



Question: How do you rate the ICT facilities provided by the institute in classrooms and laboratories?

Rating	No. of responses
Five	532
Four	296
Three	188

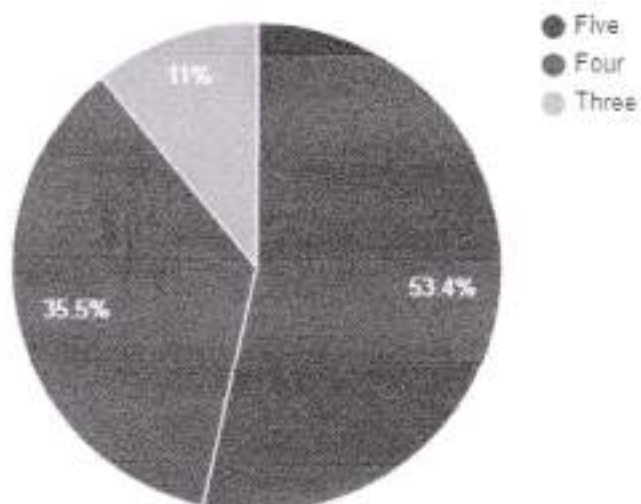
Response analysis



Question: How do you rate the overall ambience of the institute?

Rating	No. of responses
Five	543
Four	361
Three	112

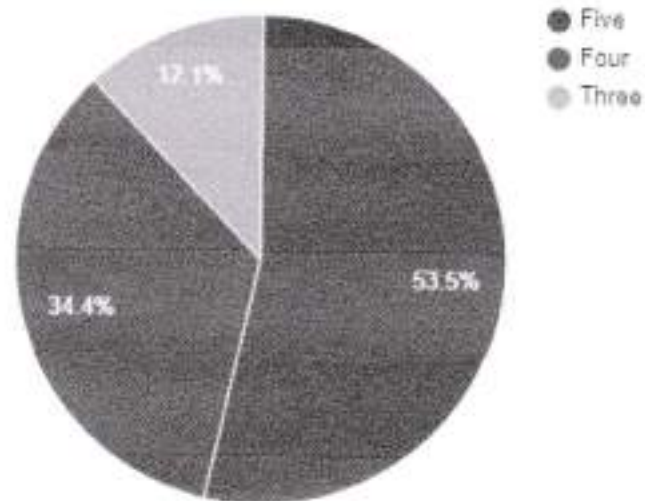
Response analysis



Question: Rate the library internet facility, computerized cataloguing with subscription to open access journals.

Rating	No. of responses
Five	544
Four	349
Three	123

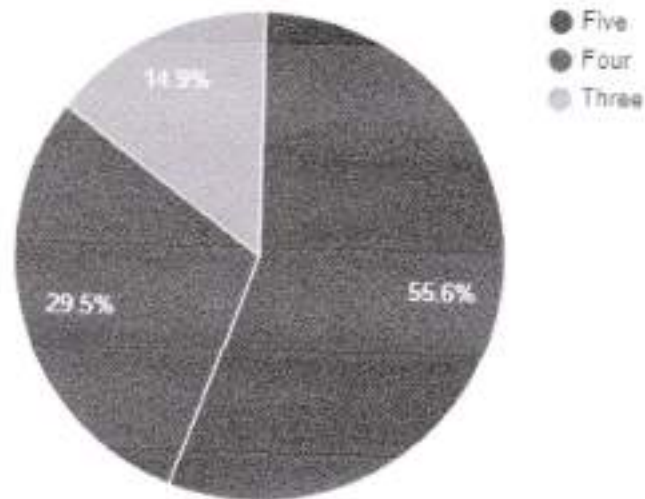
Response analysis



Question: Rate your satisfaction level with the safety of college premises (security personnel, CCTV facility, fire extinguisher etc).

Rating	No. of responses
Five	565
Four	300
Three	151

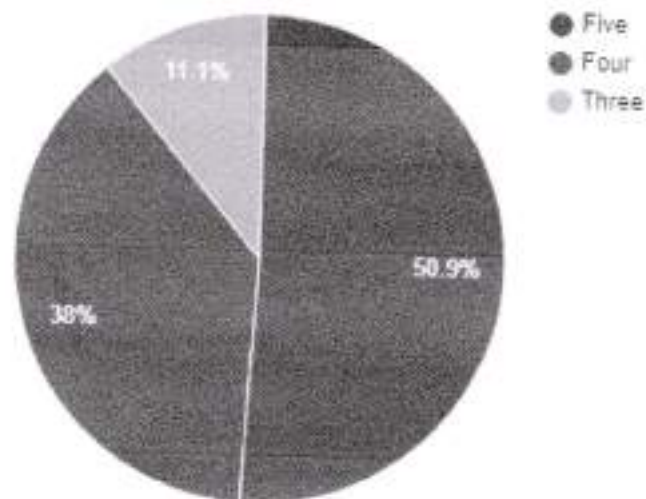
Response analysis



Question: The Campus offers a peaceful learning atmosphere.

Rating	No. of responses
Five	517
Four	386
Three	113

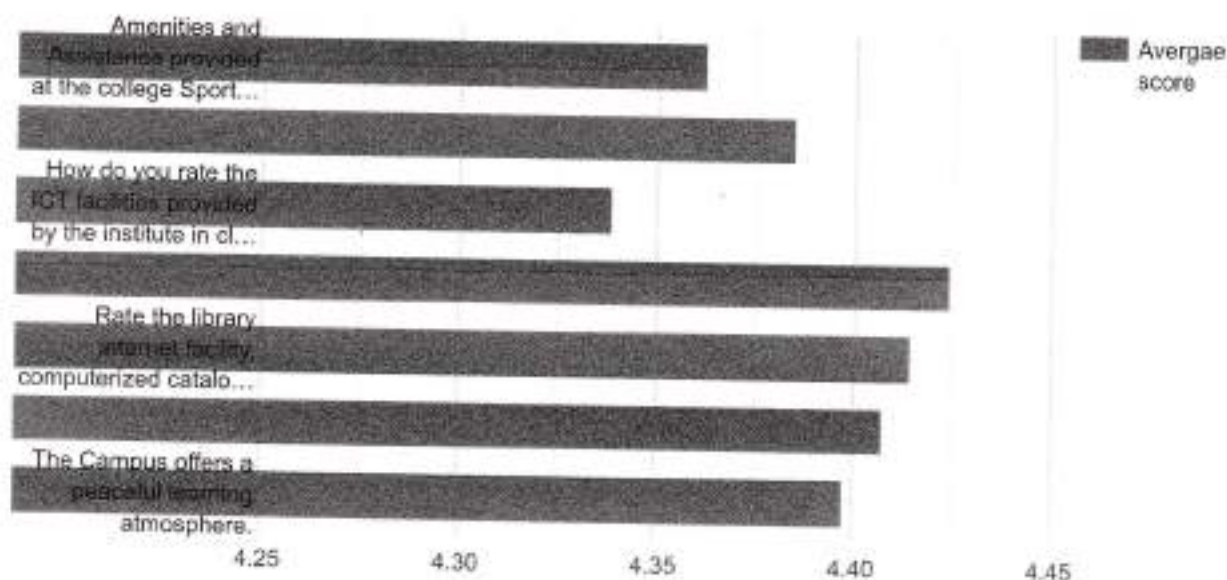
Response analysis



Average score:

Question	Average score
Amenities and Assistance provided at the college Sports ground.	4.36
Ample space and exposure for cultural and co-curricular activities.	4.38
How do you rate the ICT facilities provided by the institute in classrooms and laboratories?	4.34
How do you rate the overall ambience of the institute?	4.42
Rate the library internet facility, computerized cataloguing with subscription to open access journals.	4.41
Rate your satisfaction level with the safety of college premises (security personnel, CCTV facility, fire extinguisher etc).	4.41
The Campus offers a peaceful learning atmosphere.	4.40

Average score analysis



Conclusion

Feedback collection and analysis is a regular exercise conducted by IQAC for every semester. Feedback is analysed and Action Taken report is also prepared for each feedback. The corresponding details are also noted in the annual report.

S. Datta

IQAC Coordinator
Cordinator
IQAC
Prof. S.N.H. College
Farakka, Murshidabad

S. Datta
Principal
Prof. S.N.H. College
Farakka, Murshidabad

Institutional ambience feedback for Alumni for 2022-23

IQAC has conducted a feedback from all stakeholders as part of annual quality assurance activities. An analysis report is also created for every question.

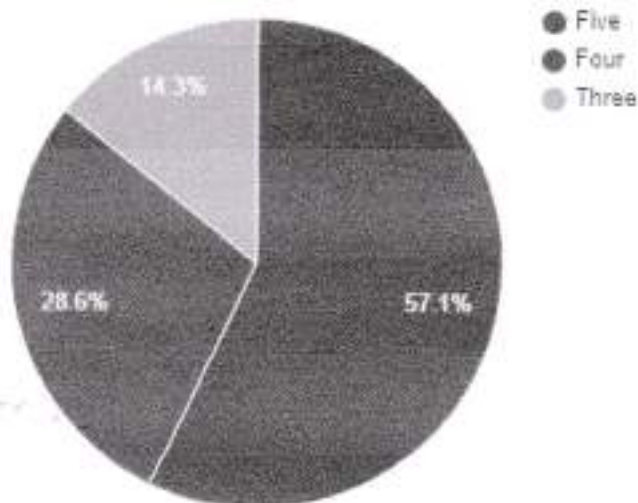
Recommendations are prepared based on the analysis report and forwarded to the management for further action.

The questionwise response analysis is presented below.

Question: Amenities and Assistance provided at the college Sports ground.

Rating	No. of responses
Five	20
Four	10
Three	5

Response analysis

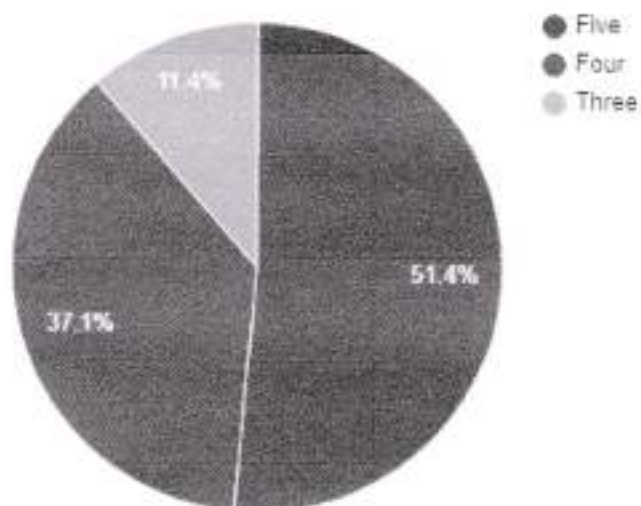


[Signature]
Principal
Prof. S.N.H. College
Farekka, Murshidabad

Question: Ample space and exposure for cultural and co-curricular activities.

Rating	No. of responses
Five	18
Four	13
Three	4

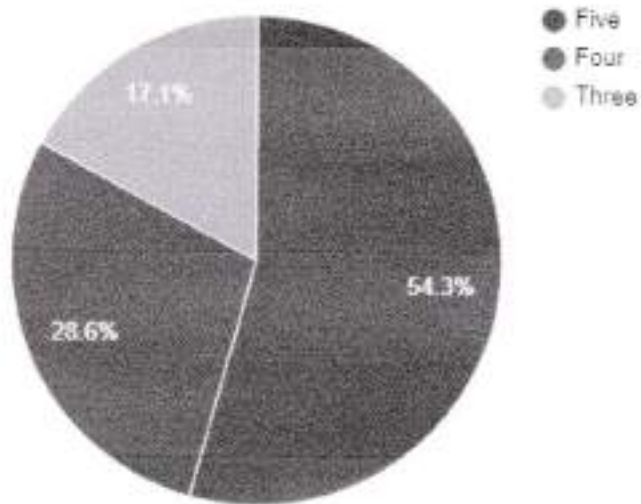
Response analysis



Question: How do you rate the ICT facilities provided by the institute in classrooms and laboratories?

Rating	No. of responses
Five	19
Four	10
Three	6

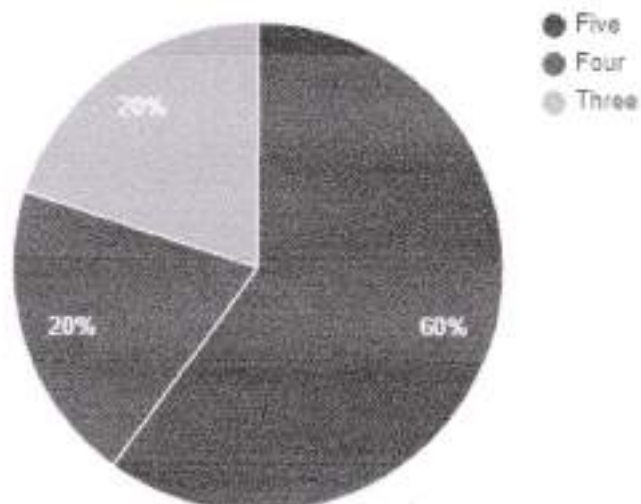
Response analysis



Question: How do you rate the overall ambience of the institute?

Rating	No. of responses
Five	21
Four	7
Three	7

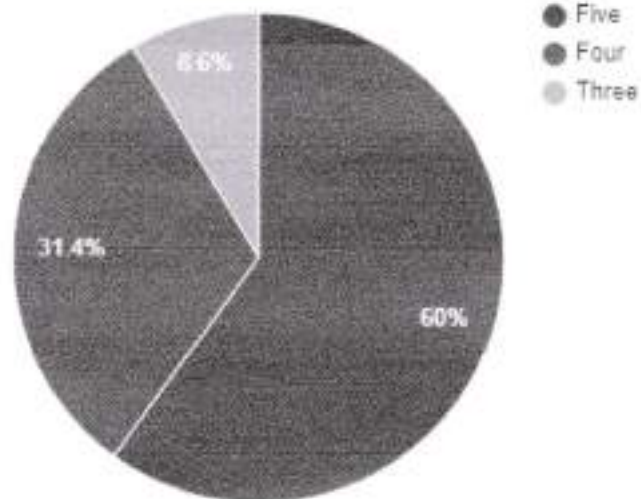
Response analysis



Question: Rate the library internet facility, computerized cataloguing with subscription to open access journals.

Rating	No. of responses
Five	21
Four	11
Three	3

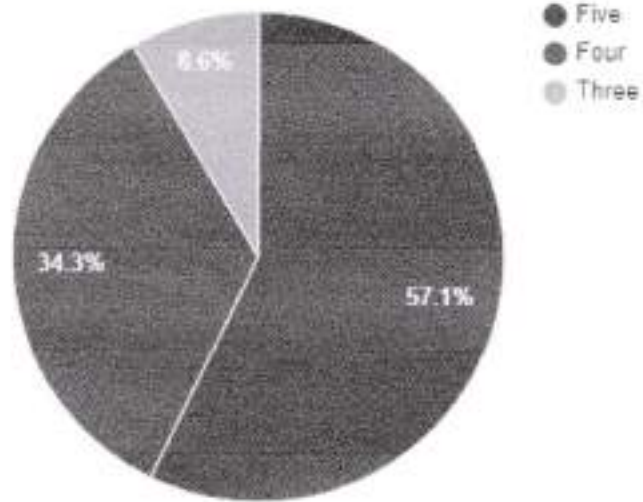
Response analysis



Question: Rate your satisfaction level with the safety of college premises (security personnel, CCTV facility, fire extinguisher etc).

Rating	No. of responses
Five	20
Four	12
Three	3

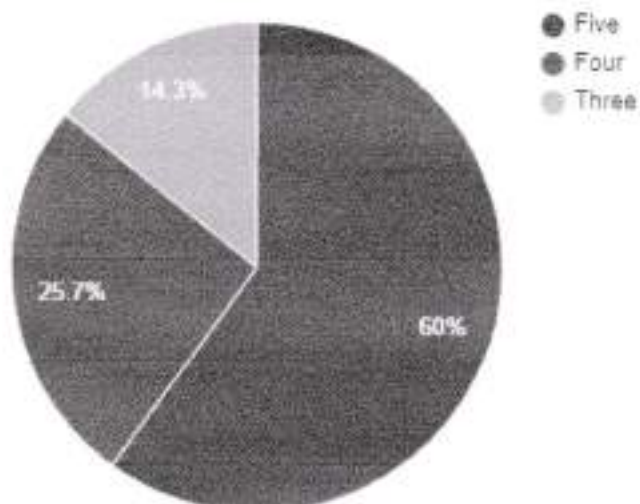
Response analysis



Question: The Campus offers a peaceful learning atmosphere.

Rating	No. of responses
Five	21
Four	9
Three	5


Response analysis



Average score:

Question	Average score
Amenities and Assistance provided at the college Sports ground.	4.43
Ample space and exposure for cultural and co-curricular activities.	4.40
How do you rate the ICT facilities provided by the institute in classrooms and laboratories?	4.37
How do you rate the overall ambience of the institute?	4.40
Rate the library internet facility, computerized cataloguing with subscription to open access journals.	4.51
Rate your satisfaction level with the safety of college premises (security personnel, CCTV facility, fire extinguisher etc).	4.49
The Campus offers a peaceful learning atmosphere.	4.46

Average score analysis



Conclusion

Feedback collection and analysis is a regular exercise conducted by IQAC for every semester. Feedback is analysed and Action Taken report is also prepared for each feedback. The corresponding details are also noted in the annual report.

IQAC Coordinator

Singh
Principal
Prof. S.N.H. College
Farakka, Murshidabad

Institutional ambience feedback for Employer for 2022-23

IQAC has conducted a feedback from all stakeholders as part of annual quality assurance activities. An analysis report is also created for every question.

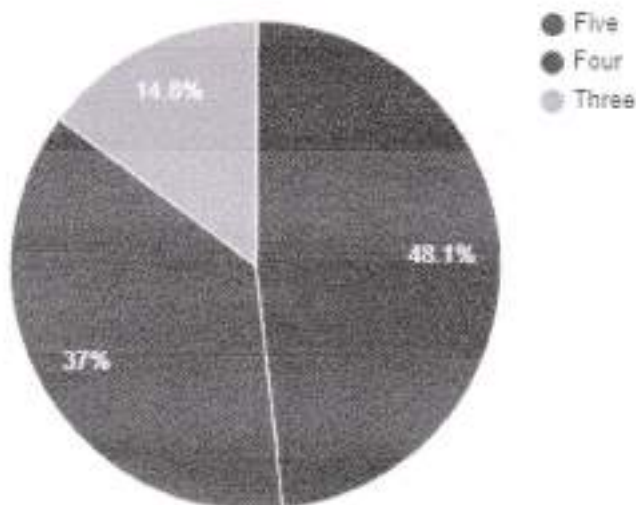
Recommendations are prepared based on the analysis report and forwarded to the management for further action.

The questionwise response analysis is presented below.

Question: Amenities and Assistance provided at the college Sports ground.

Rating	No. of responses
Five	13
Four	10
Three	4

Response analysis

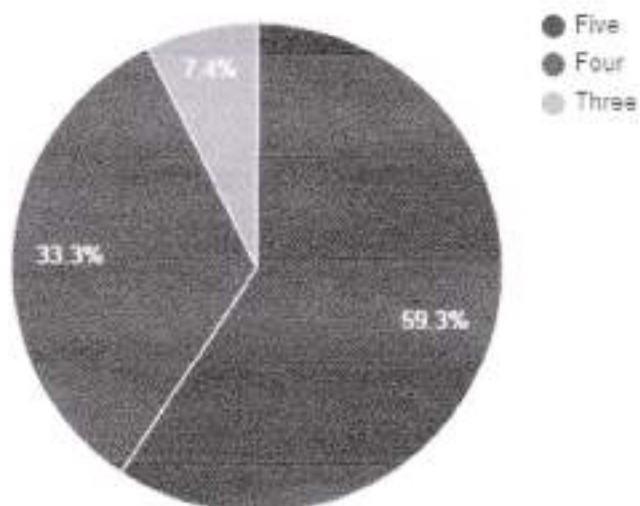


[Signature]
Principal
Prof. S.N.H. College
Farukha, Murshidabad

Question: Ample space and exposure for cultural and co-curricular activities.

Rating	No. of responses
Five	16
Four	9
Three	2

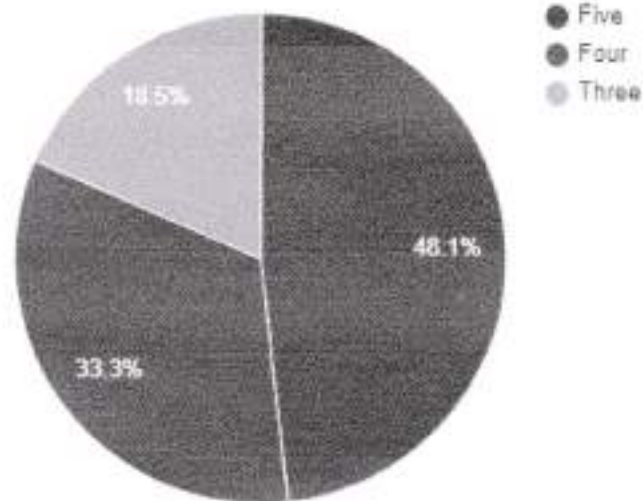
Response analysis



Question: How do you rate the ICT facilities provided by the institute in classrooms and laboratories?

Rating	No. of responses
Five	13
Four	9
Three	5

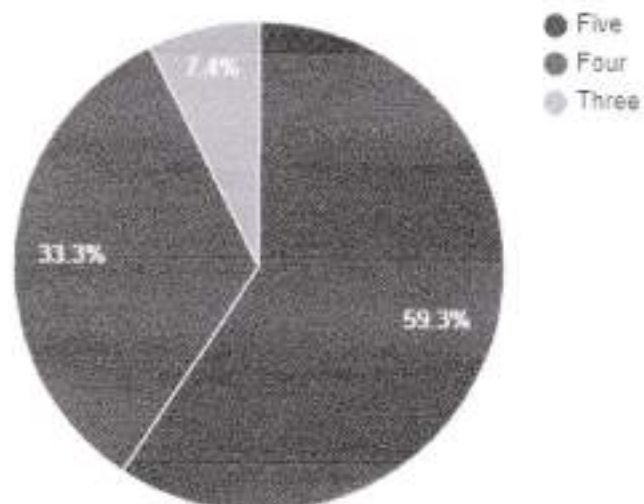
Response analysis



Question: How do you rate the overall ambience of the institute?

Rating	No. of responses
Five	16
Four	9
Three	2

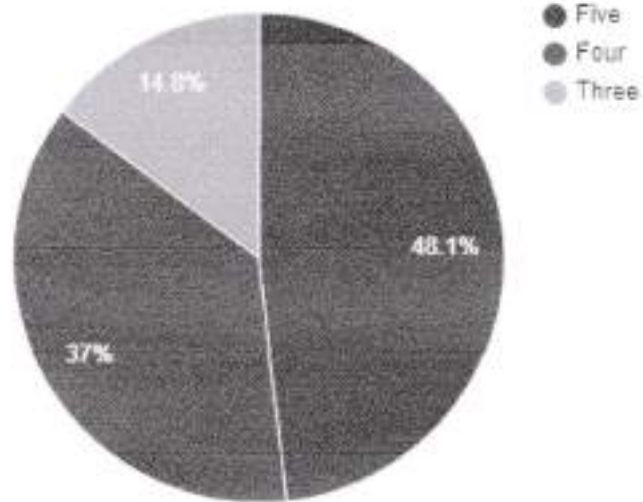
Response analysis



Question: Rate the library internet facility, computerized cataloguing with subscription to open access journals.

Rating	No. of responses
Five	13
Four	10
Three	4

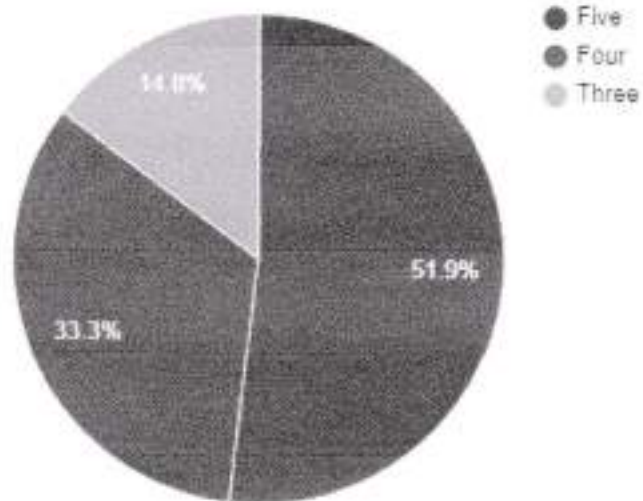
Response analysis



Question: Rate your satisfaction level with the safety of college premises (security personnel, CCTV facility, fire extinguisher etc).

Rating	No. of responses
Five	14
Four	9
Three	4

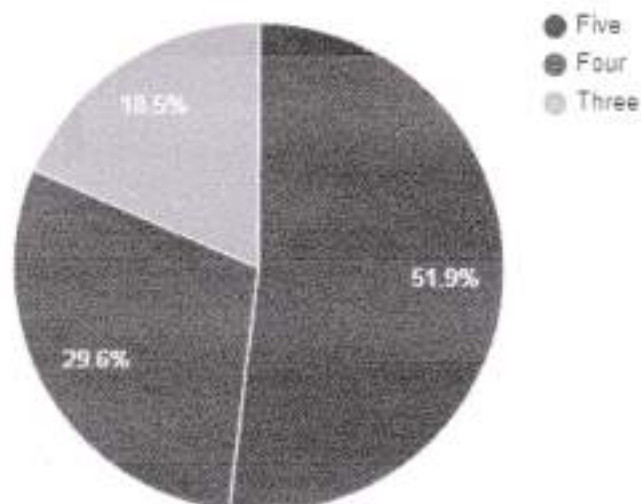
Response analysis



Question: The Campus offers a peaceful learning atmosphere.

Rating	No. of responses
Five	14
Four	8
Three	5

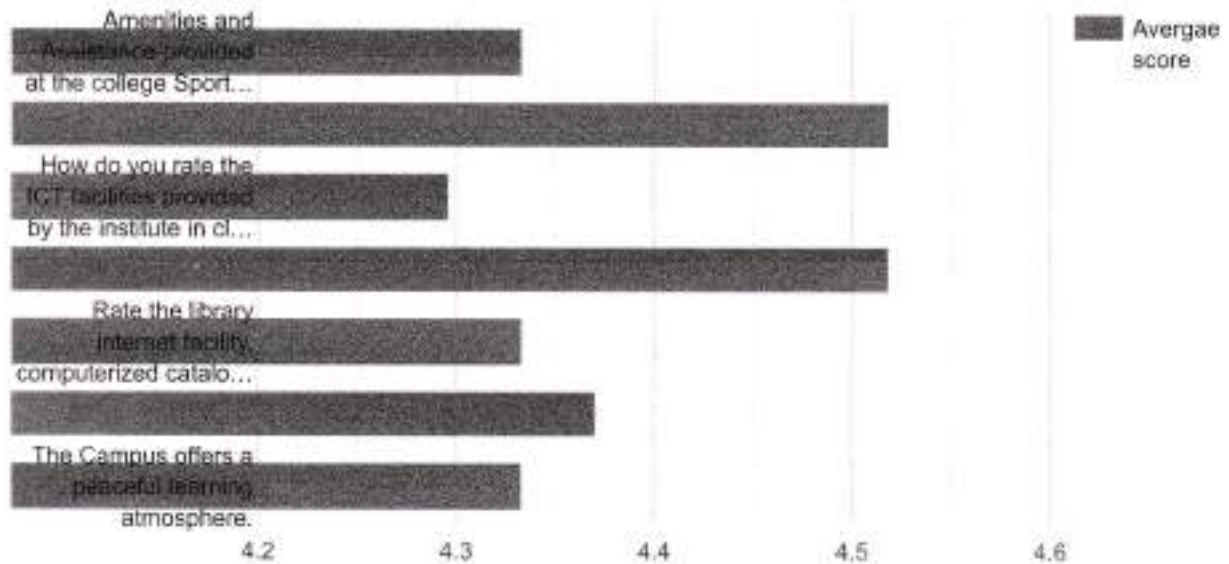
Response analysis



Average score:

Question	Average score
Amenities and Assistance provided at the college Sports ground.	4.33
Ample space and exposure for cultural and co-curricular activities.	4.52
How do you rate the ICT facilities provided by the institute in classrooms and laboratories?	4.30
How do you rate the overall ambience of the institute?	4.52
Rate the library internet facility, computerized cataloguing with subscription to open access journals.	4.33
Rate your satisfaction level with the safety of college premises (security personnel, CCTV facility, fire extinguisher etc).	4.37
The Campus offers a peaceful learning atmosphere.	4.33

Average score analysis



Conclusion

Feedback collection and analysis is a regular exercise conducted by IQAC for every semester. Feedback is analysed and Action Taken report is also prepared for each feedback. The corresponding details are also noted in the annual report.

IQAC Coordinator

Sujata
Principal
Prof. S.N.H. College
Ferakka, Murshidabad

Academic performance feedback for Employer for 2022-23

IQAC has conducted a feedback from all stakeholders as part of annual quality assurance activities. An analysis report is also created for every question.

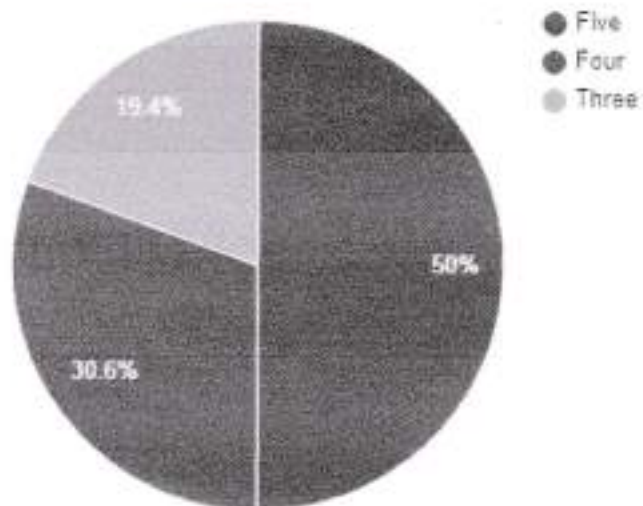
Recommendations are prepared based on the analysis report and forwarded to the management for further action.

The questionwise response analysis is presented below.

Question: How do you rate matching of the curriculum with the current industry needs?

Rating	No. of responses
Five	18
Four	11
Three	7

Response analysis

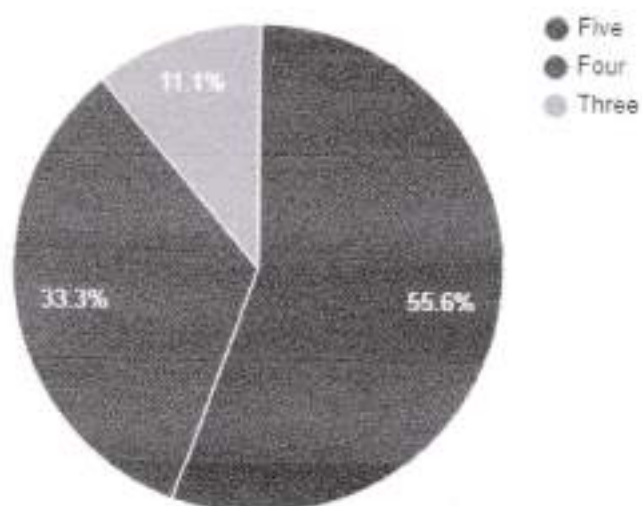



Principal
Prof. S.N.H. College
Farakka, Murshidabad

Question: How do you rate the appropriateness of the course objectives and the content given in the syllabus?

Rating	No. of responses
Five	20
Four	12
Three	4

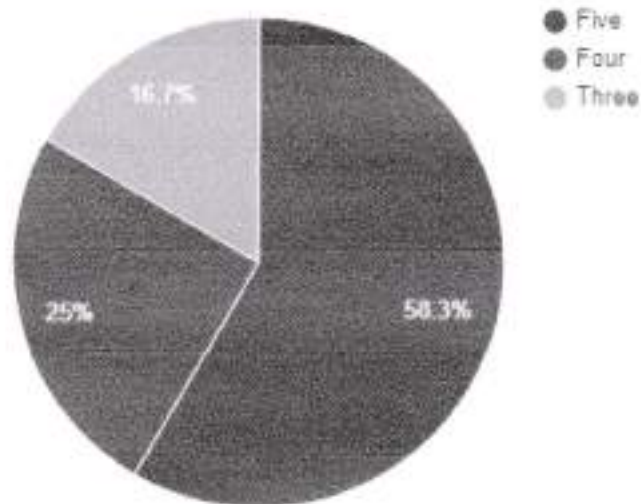
Response analysis



Question: How do you rate the proportion of theory and laboratory courses in the syllabus?

Rating	No. of responses
Five	21
Four	9
Three	6

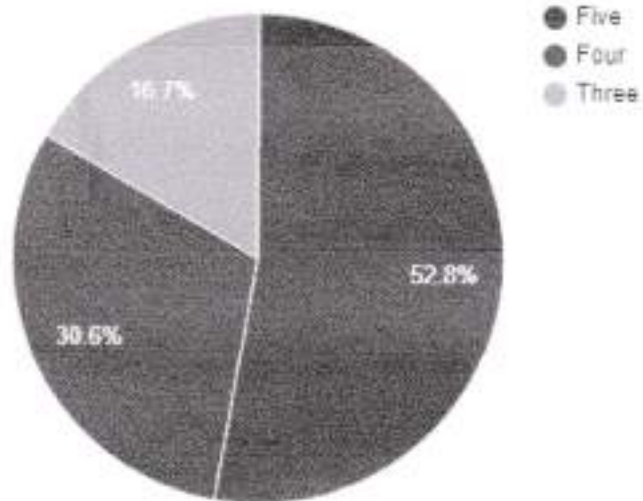
Response analysis



Question: How do you rate the size and load of the syllabus?

Rating	No. of responses
Five	19
Four	11
Three	6

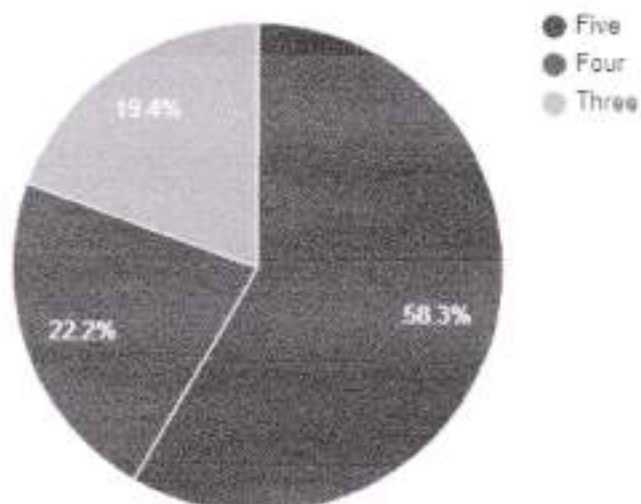
Response analysis



Question: Pattern of assessment and evaluation process in transparent.

Rating	No. of responses
Five	21
Four	8
Three	7

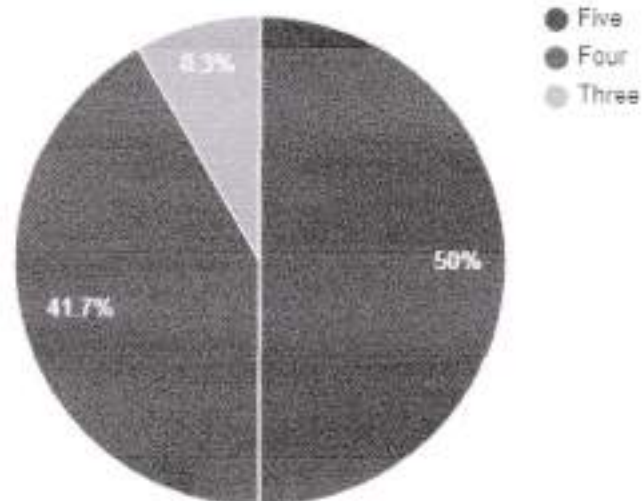
Response analysis



Question: Rate the relevance of the add-on courses.

Rating	No. of responses
Five	18
Four	15
Three	3

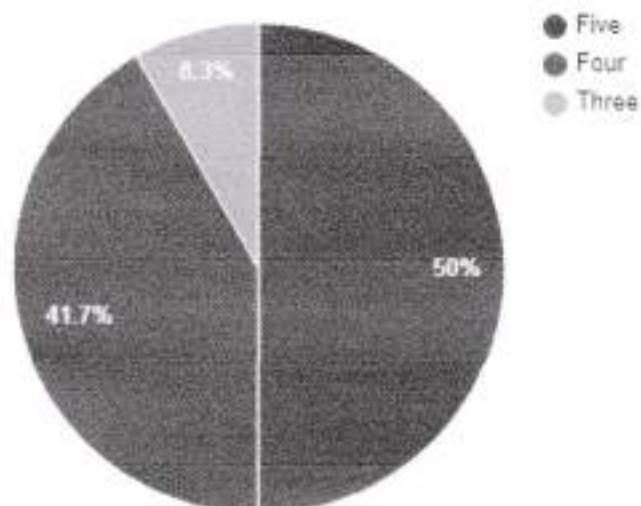
Response analysis



Question: Rate the structure and arrangement of curriculum.

Rating	No. of responses
Five	18
Four	15
Three	3

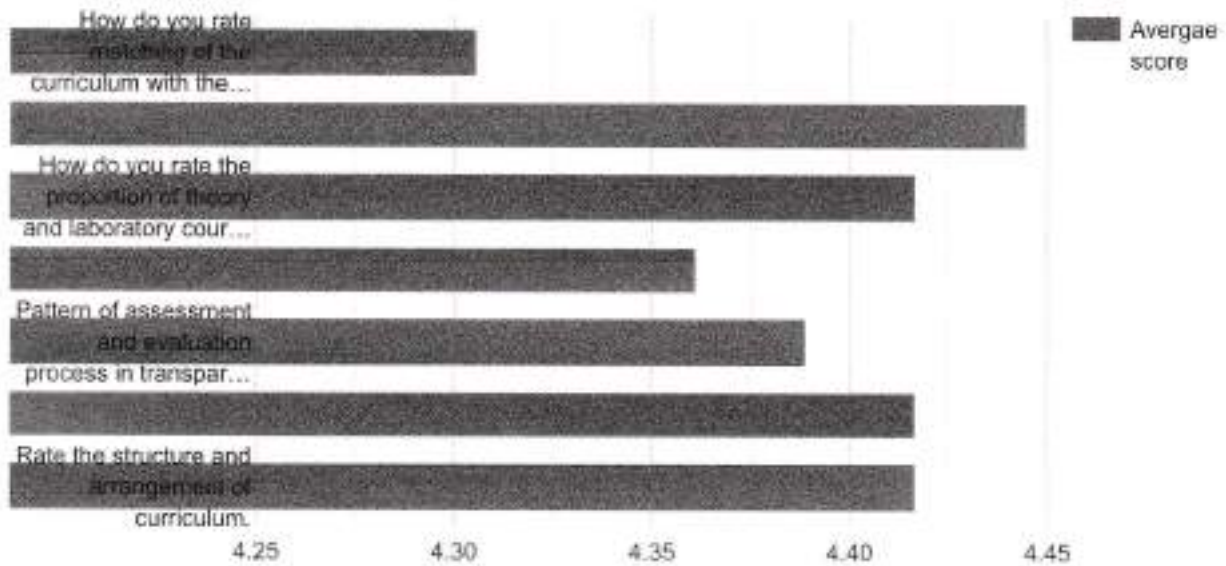
Response analysis



Average score:

Question	Average score
How do you rate matching of the curriculum with the current industry needs?	4.31
How do you rate the appropriateness of the course objectives and the content given in the syllabus?	4.44
How do you rate the proportion of theory and laboratory courses in the syllabus?	4.42
How do you rate the size and load of the syllabus?	4.36
Pattern of assessment and evaluation process in transparent.	4.39
Rate the relevance of the addon courses.	4.42
Rate the structure and arrangement of curriculum.	4.42

Average score analysis



CONCLUSION

Feedback collection and analysis is a regular exercise conducted by IQAC for every semester. Feedback is analysed and Action Taken report is also prepared for each feedback. The corresponding details are also noted in the annual report.

IQAC Coordinator

Cordinator
IQAC
Prof.S.N.H. College
Farakka, Murshidabad

Principal
Prof. S.N.H. College
Farakka, Murshidabad

Academic performance feedback for Faculty for 2022-23

IQAC has conducted a feedback from all stakeholders as part of annual quality assurance activities. An analysis report is also created for every question.

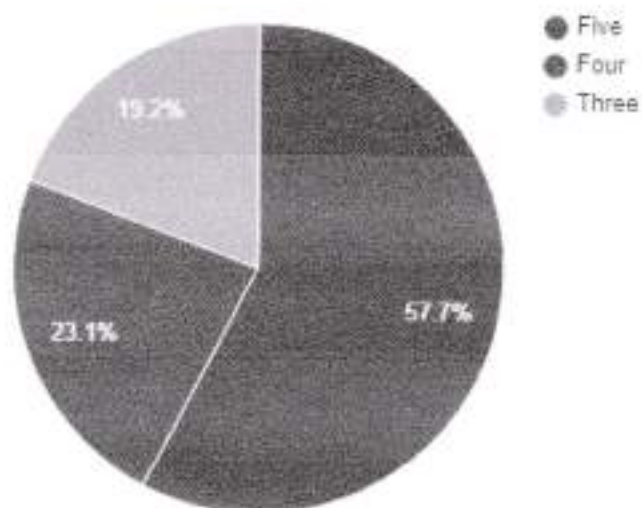
Recommendations are prepared based on the analysis report and forwarded to the management for further action.

The questionwise response analysis is presented below.

Question: How do you rate matching of the curriculum with the current industry needs?

Rating	No. of responses
Five	30
Four	12
Three	10

Response analysis

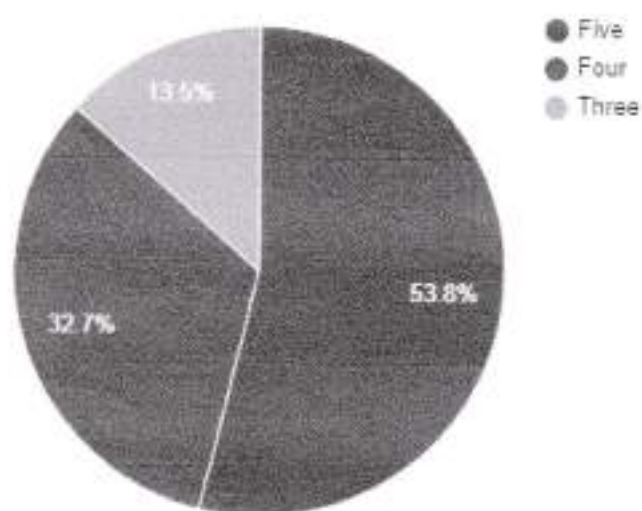



Principal
Prof. S.N.H. College
Farakka, Murshidabad

Question: How do you rate the appropriateness of the course objectives and the content given in the syllabus?

Rating	No. of responses
Five	28
Four	17
Three	7

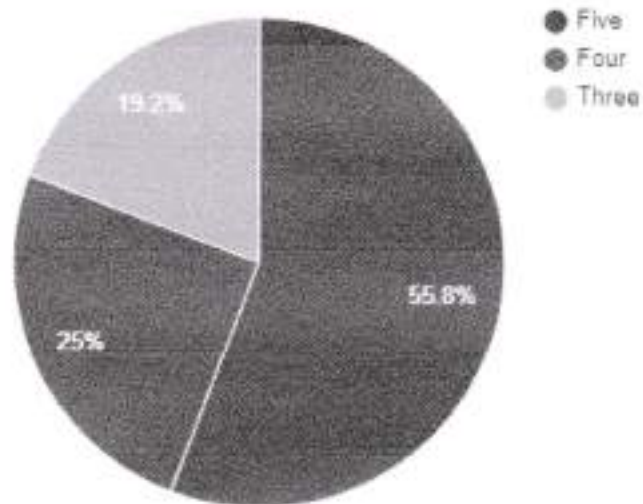
Response analysis



Question: How do you rate the proportion of theory and laboratory courses in the syllabus?

Rating	No. of responses
Five	29
Four	13
Three	10

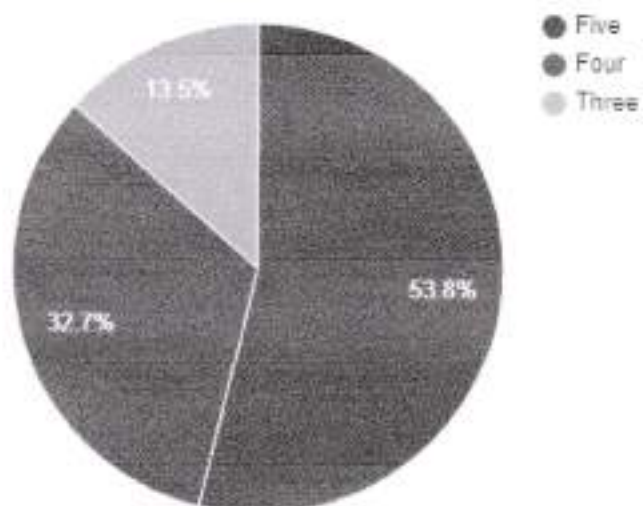
Response analysis



Question: How do you rate the size and load of the syllabus?

Rating	No. of responses
Five	28
Four	17
Three	7

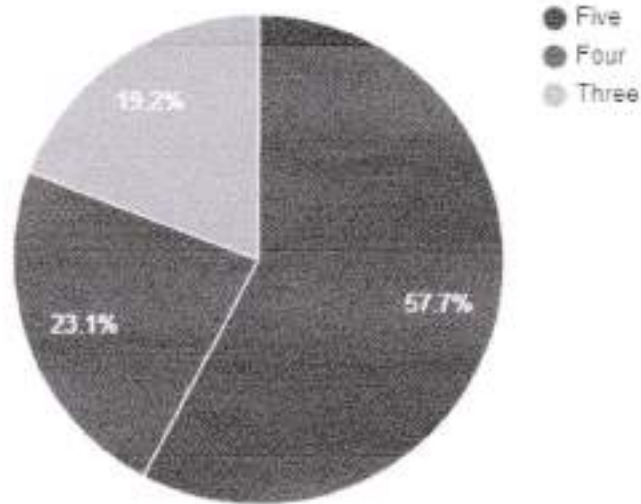
Response analysis



Question: Pattern of assessment and evaluation process in transparent.

Rating	No. of responses
Five	30
Four	12
Three	10

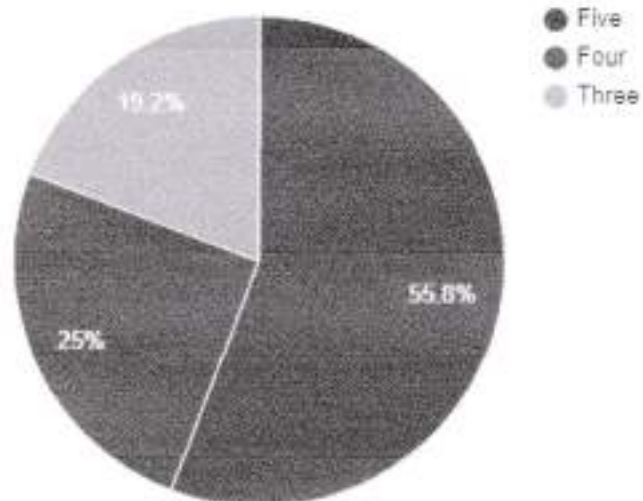
Response analysis



Question: Rate the relevance of the addon courses.

Rating	No. of responses
Five	29
Four	13
Three	10

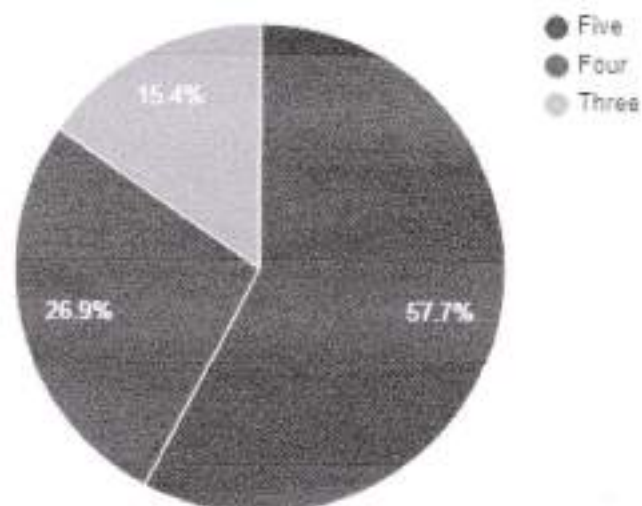
Response analysis



Question: Rate the structure and arrangement of curriculum.

Rating	No. of responses
Five	30
Four	14
Three	8

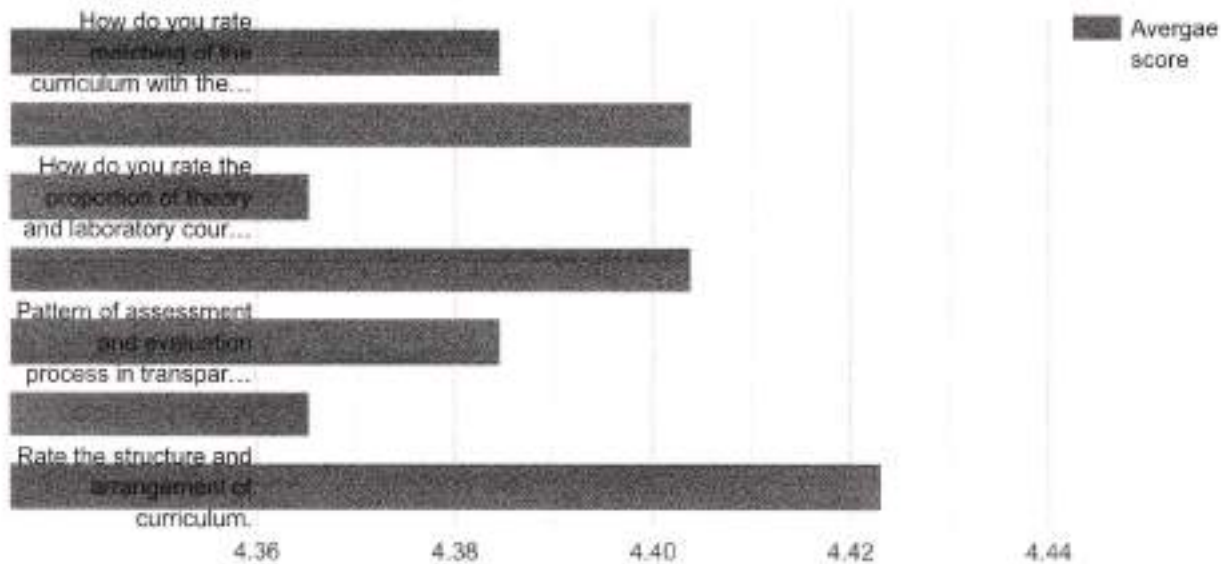
Response analysis



Average score:

Question	Average score
How do you rate matching of the curriculum with the current industry needs?	4.38
How do you rate the appropriateness of the course objectives and the content given in the syllabus?	4.40
How do you rate the proportion of theory and laboratory courses in the syllabus?	4.37
How do you rate the size and load of the syllabus?	4.40
Pattern of assessment and evaluation process in transparent.	4.38
Rate the relevance of the addon courses.	4.37
Rate the structure and arrangement of curriculum.	4.42

Average score analysis



CONCLUSION

Feedback collection and analysis is a regular exercise conducted by IQAC for every semester. Feedback is analysed and Action Taken report is also prepared for each feedback. The corresponding details are also noted in the annual report.

IQAC Coordinator
Cordinator
IQAC
Prof.S.N.H. College
Farakka, Murshidabad

Principal
Prof. S.N.H. College
Farakka, Murshidabad

Academic performance feedback for Student for 2022-23

IQAC has conducted a feedback from all stakeholders as part of annual quality assurance activities. An analysis report is also created for every question.

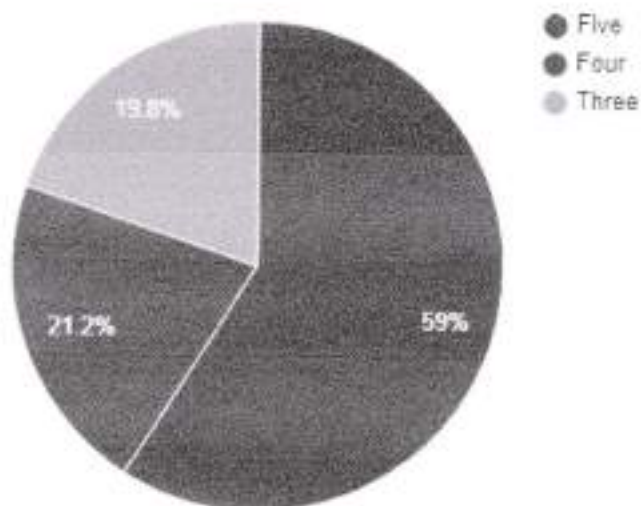
Recommendations are prepared based on the analysis report and forwarded to the management for further action.

The questionwise response analysis is presented below.

Question: How do you rate matching of the curriculum with the current industry needs?

Rating	No. of responses
Five	609
Four	219
Three	204

Response analysis

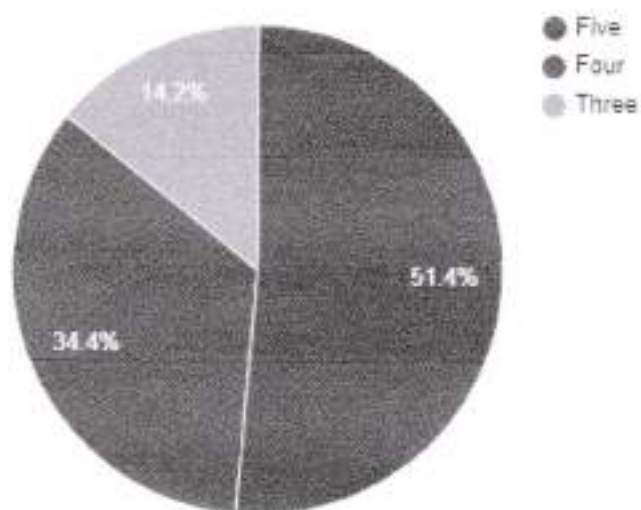



Principal
Prof. S.N.H. College
Farakka, Murshidabad

Question: How do you rate the appropriateness of the course objectives and the content given in the syllabus?

Rating	No. of responses
Five	530
Four	355
Three	147

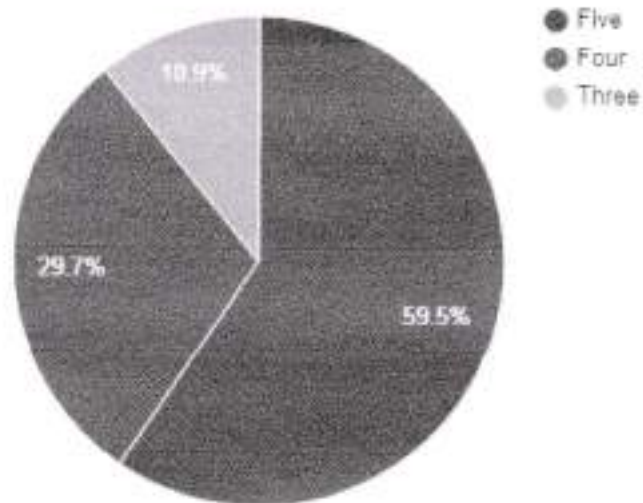
Response analysis



Question: How do you rate the proportion of theory and laboratory courses in the syllabus?

Rating	No. of responses
Five	614
Four	306
Three	112

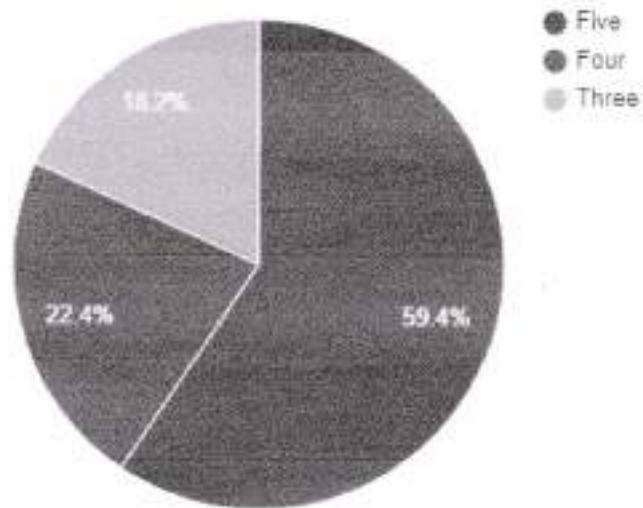
Response analysis



Question: How do you rate the size and load of the syllabus?

Rating	No. of responses
Five	613
Four	231
Three	188

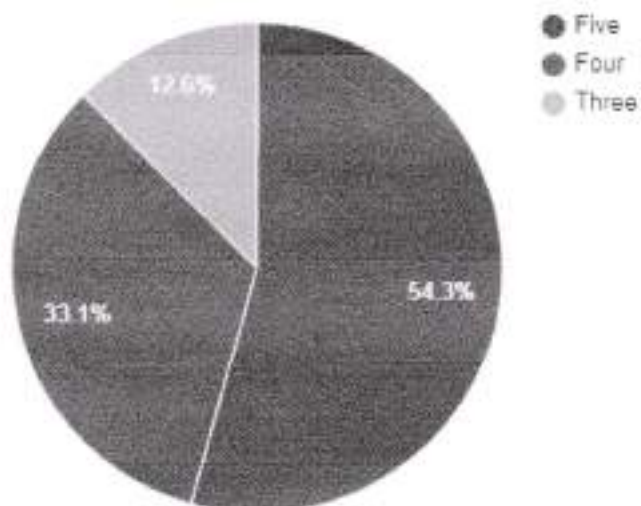
Response analysis



Question: Pattern of assessment and evaluation process in transparent.

Rating	No. of responses
Five	560
Four	342
Three	130

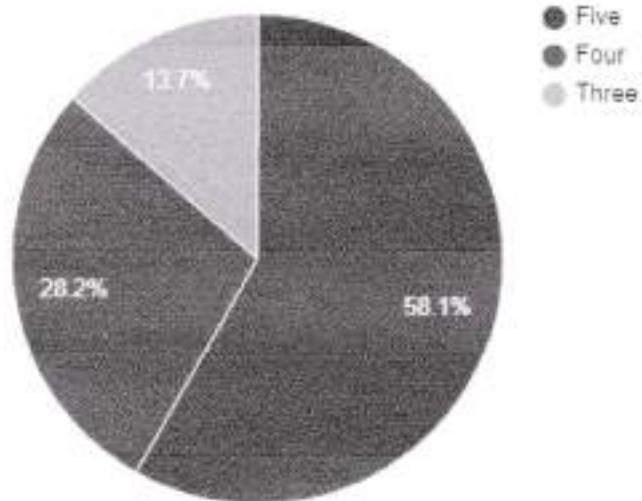
Response analysis



Question: Rate the relevance of the add-on courses.

Rating	No. of responses
Five	600
Four	291
Three	141

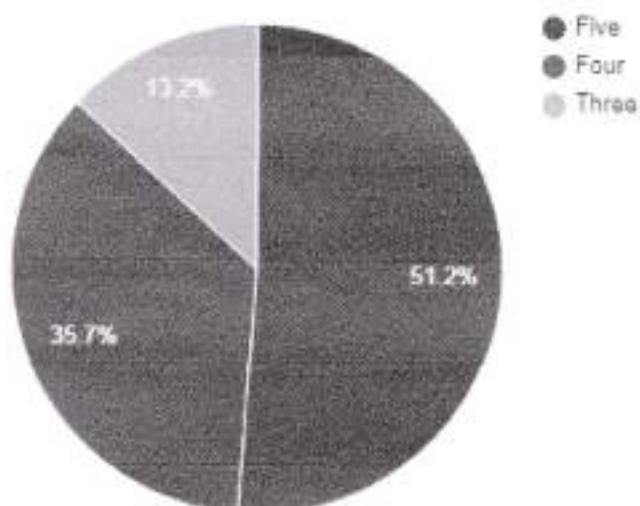
Response analysis



Question: Rate the structure and arrangement of curriculum.

Rating	No. of responses
Five	528
Four	368
Three	136

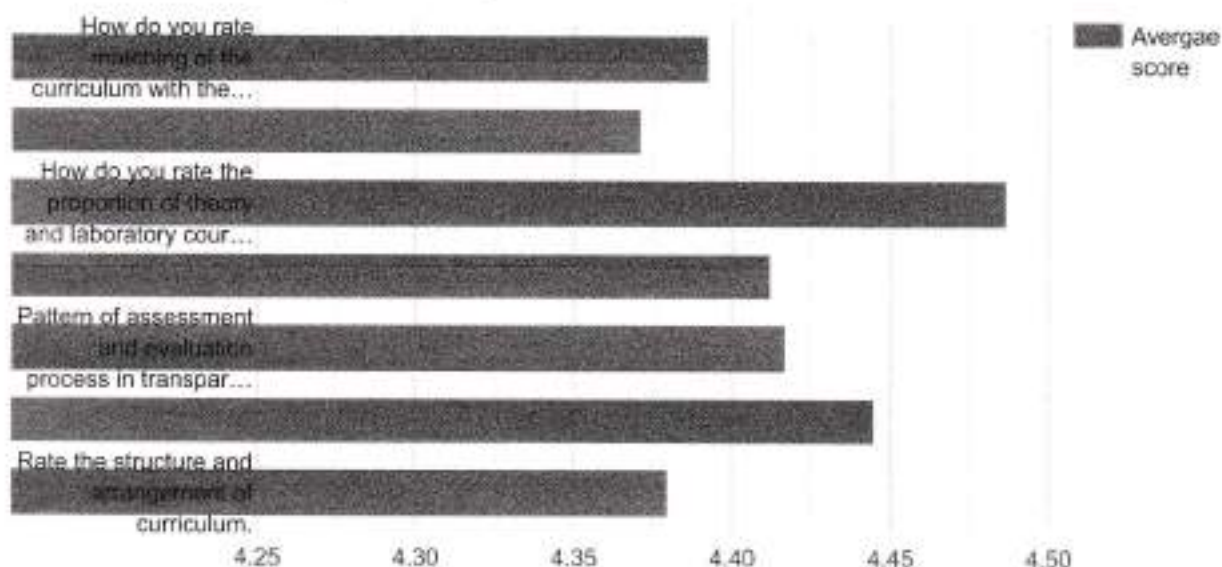
Response analysis



Average score:

Question	Average score
How do you rate matching of the curriculum with the current industry needs?	4.39
How do you rate the appropriateness of the course objectives and the content given in the syllabus?	4.37
How do you rate the proportion of theory and laboratory courses in the syllabus?	4.49
How do you rate the size and load of the syllabus?	4.41
Pattern of assessment and evaluation process in transparent.	4.42
Rate the relevance of the addon courses.	4.44
Rate the structure and arrangement of curriculum.	4.38

Average score analysis



CONCLUSION

Feedback collection and analysis is a regular exercise conducted by IQAC for every semester. Feedback is analysed and Action Taken report is also prepared for each feedback. The corresponding details are also noted in the annual report.

IQAC Coordinator
Cordinator
IQAC
Prof.S.N.H. College
Farakka, Murshidab: 1

Principal
Prof. S.N.H. College
Farakka, Murshidabad

Academic performance feedback for Alumni for 2022-23

IQAC has conducted a feedback from all stakeholders as part of annual quality assurance activities. An analysis report is also created for every question.

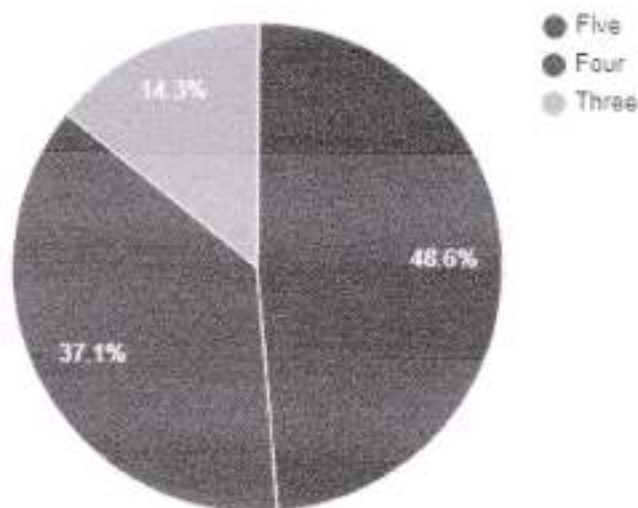
Recommendations are prepared based on the analysis report and forwarded to the management for further action.

The questionwise response analysis is presented below.

Question: How do you rate matching of the curriculum with the current industry needs?

Rating	No. of responses
Five	17
Four	13
Three	5

Response analysis

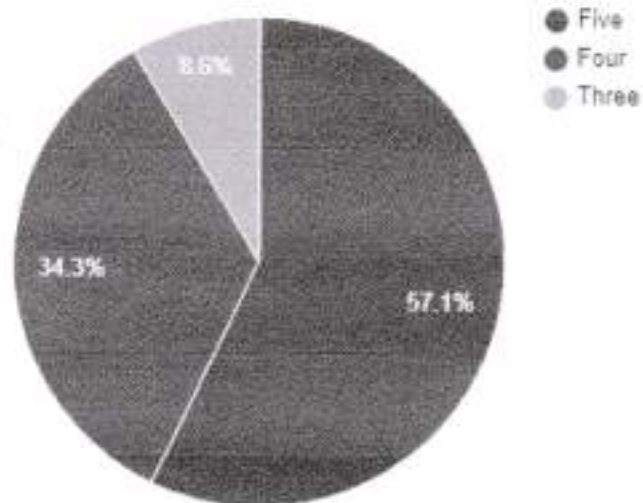


[Signature]
Principal
Prof. S.N.H. College
Farakka, Murshidabad

Question: How do you rate the appropriateness of the course objectives and the content given in the syllabus?

Rating	No. of responses
Five	20
Four	12
Three	3

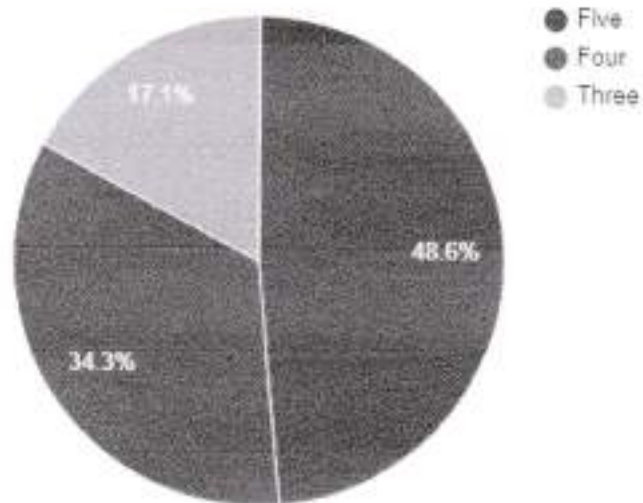
Response analysis



Question: How do you rate the proportion of theory and laboratory courses in the syllabus?

Rating	No. of responses
Five	17
Four	12
Three	6

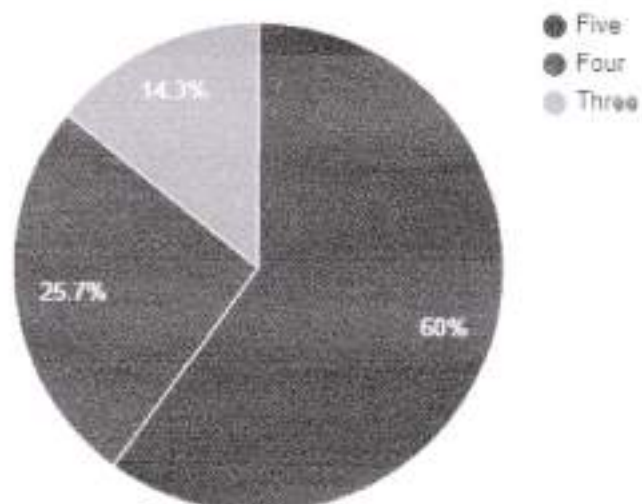
Response analysis



Question: How do you rate the size and load of the syllabus?

Rating	No. of responses
Five	21
Four	9
Three	5

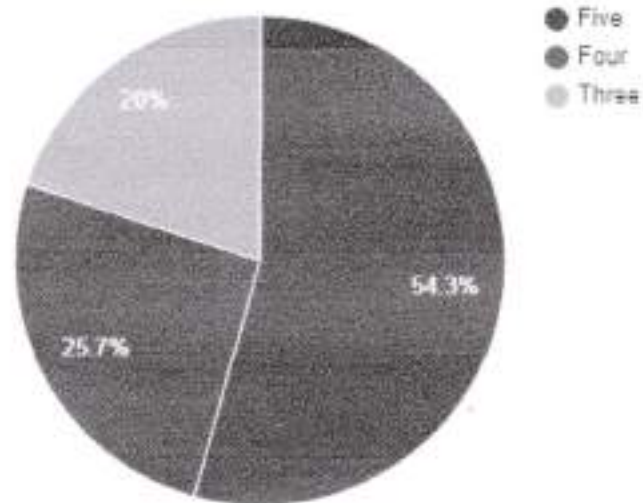
Response analysis



Question: Pattern of assessment and evaluation process in transparent.

Rating	No. of responses
Five	19
Four	9
Three	7

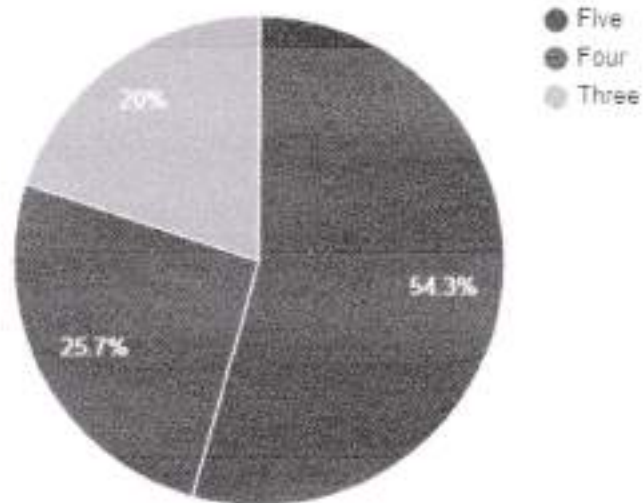
Response analysis



Question: Rate the relevance of the addon courses.

Rating	No. of responses
Five	19
Four	9
Three	7

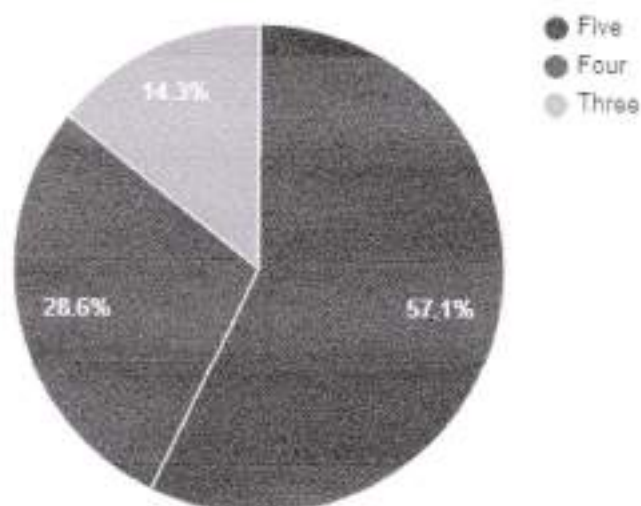
Response analysis



Question: Rate the structure and arrangement of curriculum.

Rating	No. of responses
Five	20
Four	10
Three	5

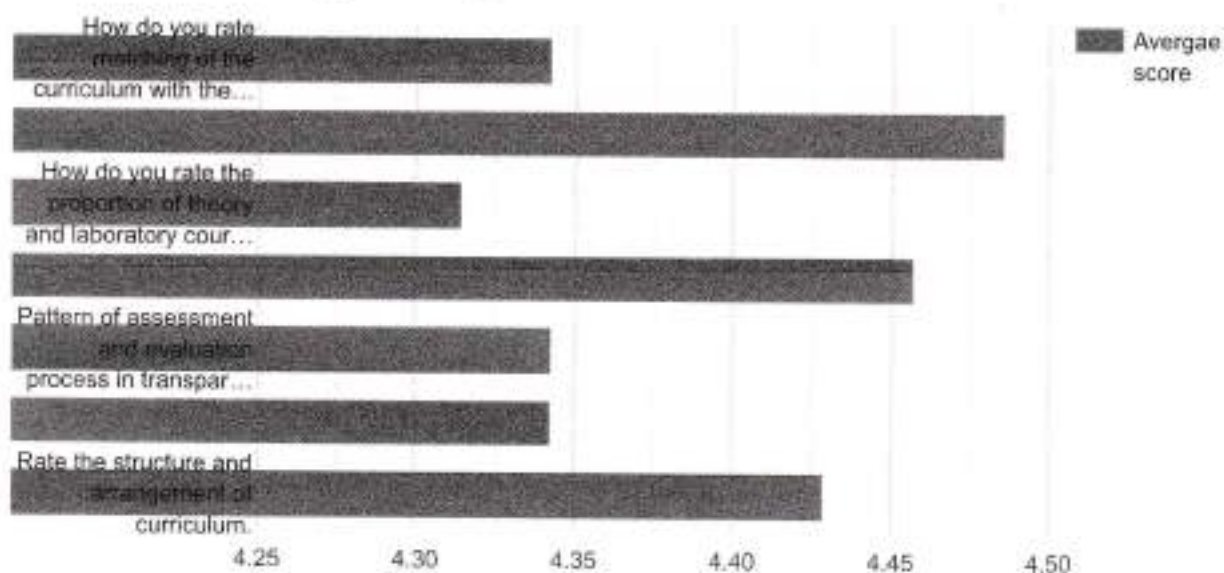
Response analysis



Average score:

Question	Average score
How do you rate matching of the curriculum with the current industry needs?	4.34
How do you rate the appropriateness of the course objectives and the content given in the syllabus?	4.49
How do you rate the proportion of theory and laboratory courses in the syllabus?	4.31
How do you rate the size and load of the syllabus?	4.46
Pattern of assessment and evaluation process in transparent.	4.34
Rate the relevance of the addon courses.	4.34
Rate the structure and arrangement of curriculum.	4.43

Average score analysis



CONCLUSION

Feedback collection and analysis is a regular exercise conducted by IQAC for every semester. Feedback is analysed and Action Taken report is also prepared for each feedback. The corresponding details are also noted in the annual report.

IQAC Coordinator
Cordinator
IQAC
Prof.S.N.H. College
Farakka, Murshidabad

Principal
Prof. S.N.H. College
Farakka, Murshidabad